

**SPORTSMAN**

# Open 212 Owners Manual



## **WELCOME TO THE SPORTSMAN TEAM!**

*Here at Sportsman Boats, we take great pride in producing the finest, most well designed saltwater fishing and pleasure boats on the market today. Our designs incorporate the most modern technology while applying good old "Common Sense" technology as well. From our advanced composite construction, ergonomic console designs, patented "Total Access" hatch, and superior ride and handling characteristics, we think you will agree that Sportsman is setting a new standard.*

*We do not take lightly the confidence you have placed in us with your decision to purchase your Sportsman boat. We will always strive to provide for you and your family the superior customer service you deserve. We hope that you enjoy your time out on the water as much as we enjoy building your Sportsman boat!*

*Safe Boating and Tight Lines*

*Tommy Hancock and Dale Martin*



---

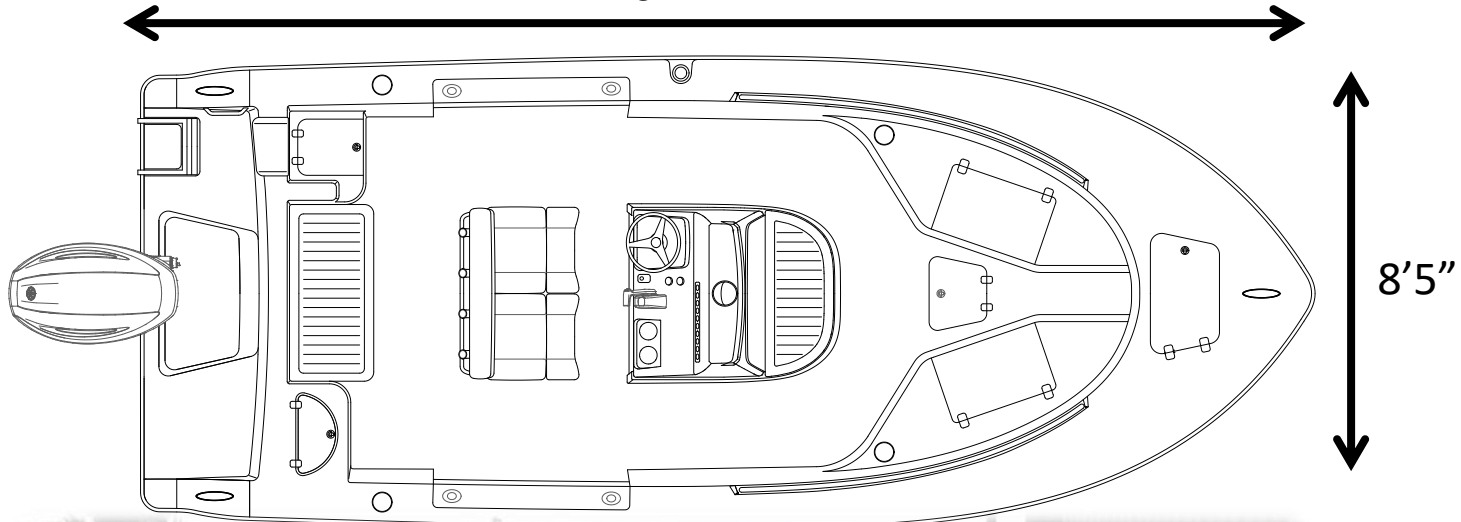
**Open 212**

|                                     |                          |
|-------------------------------------|--------------------------|
| <b><i>Length</i></b>                | <b><i>20'11"</i></b>     |
| <b><i>Beam</i></b>                  | <b><i>8'5"</i></b>       |
| <b><i>Aprox dry Weight</i></b>      | <b><i>2300 lbs</i></b>   |
| <b><i>People Capacity</i></b>       | <b><i>10</i></b>         |
| <b><i>Fuel Capacity</i></b>         | <b><i>64 Gallons</i></b> |
| <b><i>Rear Aerated Livewell</i></b> | <b><i>25 Gallons</i></b> |
| <b><i>Console Cooler</i></b>        | <b><i>12 Gallons</i></b> |
| <b><i>Draft</i></b>                 | <b><i>12"</i></b>        |
| <b><i>Deadrise @ Transom</i></b>    | <b><i>15 Degrees</i></b> |



# SPORTSMAN

20'11"

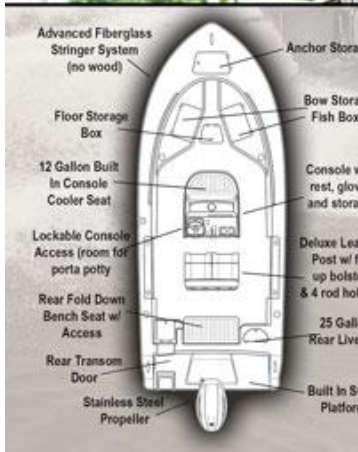


8'5"



9'7"





## SPORTSMAN

You CAN have it ALL!

### OPEN 212 STANDARD FEATURES

- 10 Year Fully Transferable Hull Warranty
  - NMMA Certified using ABYC Standards
  - Advanced Fiberglass Stringer System (no wood)
  - 7" SIMRAD Multi-Function Display with thru Hull Transducer
  - 12 Gallon Built-in Console Cooler Seat
  - 12 Volt Power Plug
  - 64 Gallon Fuel Tank
  - 25 Gallon Rear Livewell w/ Livewell Pump
  - All White Hull (sides and bottom)
  - Anchor Storage
  - Bow Cushion Set
  - Bow Storage
  - Built-in Swim Platform w/ 3 Step Ladder
  - Cockpit Bolsters
  - Console Footrest, Glove Box & Storage Bin
  - Console Windscreen
  - Deluxe Leaning Post w/ Flip Up Bolsters and 4 Rod Holders
  - Dual Battery Switch
  - Floor Storage Box
  - Flush Mounted Gunwale Rod Holders (4)
  - Grip Tex Yacht Style Non-Skid
  - High Speed Livewell Pick Up
  - Horizontal Under Gunwale Rod Storage Horn
  - Hydraulic Tilt Steering
  - Interior LED Lighting Package
  - Large Forward Fish Boxes
  - Lockable Console Storage (room for porta potty)
  - Marine Bluetooth Stereo w/ 4 Speakers and Stereo Receiver with USB/MP3 Inputs
  - Port and Starboard Tow Rail
  - Raw Water Washdown
  - Rear Fold Down Bench Seat w/ Access
  - Rear Transom Door
  - Recessed Bow Rails
  - Rub Rail Navigation Lights
  - Self-Bailing Cockpit Drains
  - Stainless Steel Cup Holders (6)
  - Stainless Steel Drain Covers
  - Stainless Steel Propeller
  - Stainless Steel Pull Up Cleats
  - Stainless Steel Rub Rail
  - Stainless Steel Steering Wheel w/ knob
  - Stainless Steel Thru Hull Drains
- \*Specifications subject to change.

### COLOR SELECTION


- White
- Driftwood
- Silver Cloud
- Jet Black
- Ice Blue
- Bahama Blue
- Steel Blue
- Sea Mist Green

### PACKAGES

- PLATINUM PACKAGE
- OFFSHORE PACKAGE
- LIMITED PACKAGE

Visit [www.SportsmanBoatsMFG.com](http://www.SportsmanBoatsMFG.com) or your local dealer for a full list of features.

"Proudly powered  
by dependable"



P.O. Box 2100  
Summerville, SC 29484  
[Sales@SportsmanBoatsMFG.com](mailto:Sales@SportsmanBoatsMFG.com)



[www.SportsmanBoatsMFG.com](http://www.SportsmanBoatsMFG.com)




## **NMMA Certified**

*Sportsman Boats is certified by the National Marine Manufacturers Association (NMMA). NMMA certification not only meets the standards of the United States Coast Guard (USCG), but goes further and meets the standards set by the ABYC (American Boat and Yacht Counsel). All Sportsman models have been designed, constructed and thoroughly tested to meet or exceed these standards. For more information on the 2015 model year standards, you may visit <http://www.nmma.org/certification/programs/boats/> for more details.*

## **Hull Number / Registration**

*Sportsman has a permanent record of your boat. This record is documented during the manufacturing process. It is identified by its "Hull Identification Number" (HIN). The HIN is located on the starboard side of the transom, just under the Rub Rail. When contacting your dealer concerning maintenance or warranties, please have your HIN and model number available. This information can be found on your copy of the warranty card. Federal and State laws require a power boat to be registered in the state where it is primarily used. Registration numbers and validation stickers must be displayed according to regulations. The registration certificate must be on board when boating. The boat serial number, or Hull Identification Number (HIN), is required on the registration form. The HIN should be included on all documents or any correspondence.*



SMNDC177A414



Please fill out the following information. We recommend keeping one copy in your personal records and one copy with your owner's manual. This information will be important to you should you need to contact your Dealer or Sportsman Boats for technical assistance and/or service.

| <b>BOAT INFORMATION / SPECIFICATIONS</b>    |                 |
|---|-----------------|
| MODEL:                                      | HULL SERIAL #:  |
| PURCHASE DATE:                              | DELIVERED:      |
| IGNITION KEY #:                             | REGISTRATION #: |
| DRAFT:                                      | WEIGHT:         |
| VERTICAL CLEARANCE:                         |                 |
|   |                 |
| <b>ENGINE / PROPELLER INFORMATION</b>       |                 |
| ENGINE MAKE:                                | MODEL:          |
| ENGINE SERIAL #:                            |                 |
| PROPELLER MAKE:                             | # OF BLADES:    |
| DIAMETER / PITCH:                           | MODEL:          |
| PART #:                                     |                 |
| <b>OPTIONAL EQUIPMENT / OPTION PACKAGES</b> |                 |
|   |                 |
|   |                 |
|   |                 |
| <b>TRAILER INFORMATION</b>                  |                 |
| MAKE:                                       | MODEL:          |
| SERIAL #:                                   | GVRM:           |
| ADDITIONAL INFORMATION:                     |                 |
| DEALER                                      | SPORTSMAN       |
| NAME:                                       | PHONE:          |
| PHONE:                                      | REPRESENTATIVE: |
| SALES PERSON:                               | ADDRESS:        |
| SERVICE MANGER:                             |                 |
| ADDRESS:                                    |                 |
|   |                 |



---

## BOATING SAFETY

### REQUIRED SAFETY EQUIPMENT

The US Coast Guard (USCG) requires that every boat have specific equipment on board. Check with local regulations on mandatory equipment apart from the list of Coast Guard requirements.

### FIRE EXTINGUISHER

At least one Type-1 hand held portable fire extinguisher must be carried on board. For boats over 20' two are required. Check extinguisher regularly for charge status.

### PERSONAL FLOTATION DEVICE (PFD)

You must have a USCG approved personal flotation device of Type I, II, or III aboard for each passenger, in addition to one Type IV throw able PFD. **Always wear a PFD when boating.** In some states, children are required to wear a PFD at all times. Check your local regulations.

### SOUND SIGNALING DEVICES

Your Sportsman boat is equipped with an electric horn which meets the USCG requirements for a sound signal device.

### VISUAL DISTRESS SIGNALS

USCG approved visual distress signals are required for day and night use when operating on US waters. Approved signals include flares, orange smoke, an orange distress flag, or an electric distress light.



### LIGHTING

Your Sportsman boat is equipped with navigation lights which comply with both Inland and International rules.







*Being on the water is a great experience, but it can become a bad experience very quickly if safety and maintenance of your boat are not followed. Therefore, your Sportsman manual has been written to include a number of safety instructions and notices in order to help you operate and maintain your boat safely. These instructions are in the form of **WARNING** and **DANGER** statements. They are defined as follows:*

 **WARNING** 

HAZARDS OR UNSAFE PRACTICES WHICH COULD RESULT IN SEVERE PERSONAL INJURY OR DEATH.

 **DANGER** 

IMMEDIATE HAZARDS WHICH WILL RESULT IN SEVERE PERSONAL INJURY OR DEATH.

*Please become familiar with the location and content of the Caution, Warning and Danger Labels found on your boat.*




Your Owner's Manual was written to include safety instructions to ensure safe operations. Safety alert symbols are used to show potential personal injury hazards.

Your boat produces carbon monoxide and uses flammable fuel. Carbon monoxide can cause brain damage or death. Carbon monoxide is colorless, odorless and extremely dangerous.

**⚠ WARNING**


ROTATING PROPELLER MAY CAUSE SERIOUS INJURY OR DEATH. DO NOT APPROACH OR USE LADDER WHEN ENGINE IS RUNNING.



NW-208-13


**⚠ WARNING**

ROTATING PROPELLER MAY CAUSE SERIOUS INJURY OR DEATH. SHUT OFF ENGINE WHEN NEAR PERSONS IN THE WATER.



NW-207-13

**⚠ WARNING**



**Carbon monoxide (CO)** can cause brain damage or death.


Engine and generator exhaust contains odorless and colorless carbon monoxide gas.

Signs of carbon monoxide poisoning include nausea, headache, dizziness, drowsiness and lack of consciousness.

Get fresh air if anyone shows signs of carbon monoxide poisoning.

See Owner's Manual for information regarding carbon monoxide poisoning.

**⚠ DANGER**



**Carbon monoxide (CO)** can cause brain damage or death.

Engine and generator exhaust contains odorless and colorless carbon monoxide gas.

Carbon monoxide will be around the back of the boat when engines or generators are running.

Move to fresh air, if you feel nausea, headache, dizziness, or drowsiness.

NW-206-13

Every precaution has been taken to reduce the risks associated with death, possible injury, and damage from fire/explosion. Your own precaution and proper maintenance procedures are necessary in order to enjoy safe operation of your boat.

If your label is damaged. You can call Sportsman's parts department for replacement stickers

**MEETS U.S. EPA EVAP STANDARDS USING CERTIFIED COMPONENTS**

Sportsman Boats Mfg. Summerville, SC

**⚠ WARNING**

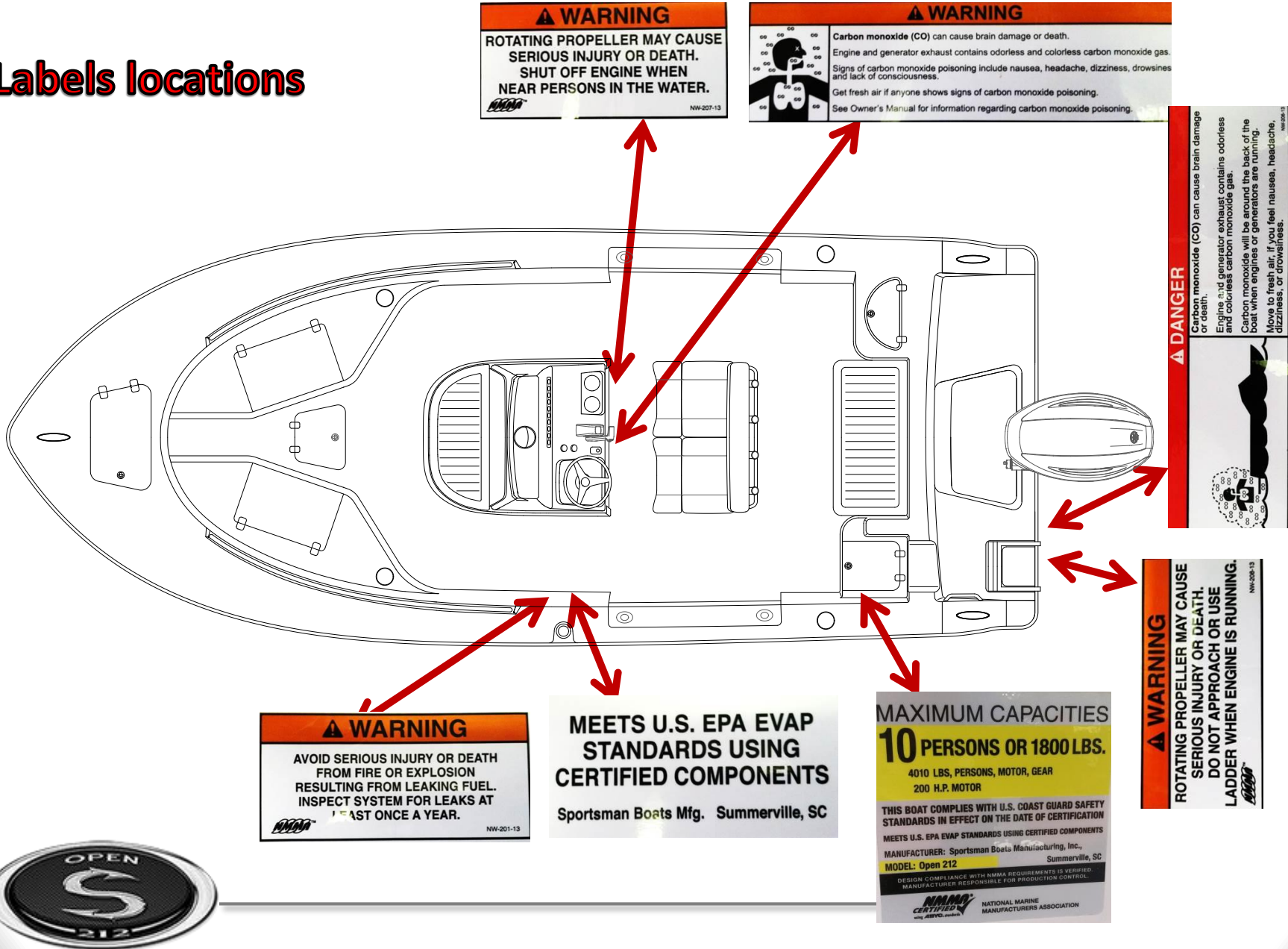
AVOID SERIOUS INJURY OR DEATH FROM FIRE OR EXPLOSION RESULTING FROM LEAKING FUEL. INSPECT SYSTEM FOR LEAKS AT LEAST ONCE A YEAR.



NW-201-13



## Labels locations



**⚠ WARNING**  
 ROTATING PROPELLER MAY CAUSE  
 SERIOUS INJURY OR DEATH.  
 SHUT OFF ENGINE WHEN  
 NEAR PERSONS IN THE WATER.  
SPORTSMAN  
 NW-207-13

**⚠ WARNING**  
 Carbon monoxide (CO) can cause brain damage or death.  
 Engine and generator exhaust contains odorless and colorless carbon monoxide gas.  
 Signs of carbon monoxide poisoning include nausea, headache, dizziness, drowsiness, and lack of consciousness.  
 Get fresh air if anyone shows signs of carbon monoxide poisoning.  
 See Owner's Manual for information regarding carbon monoxide poisoning.

**⚠ DANGER**  
 Carbon monoxide (CO) can cause brain damage or death.  
 Engine and generator exhaust contains odorless and colorless carbon monoxide gas.  
 Carbon monoxide will be around the back of the boat when engines or generators are running.  
 Move to fresh air if you feel nausea, headache, dizziness, or drowsiness.  
SPORTSMAN

**⚠ WARNING**  
 AVOID SERIOUS INJURY OR DEATH  
 FROM FIRE OR EXPLOSION  
 RESULTING FROM LEAKING FUEL.  
 INSPECT SYSTEM FOR LEAKS AT  
 LEAST ONCE A YEAR.  
SPORTSMAN  
 NW-201-13

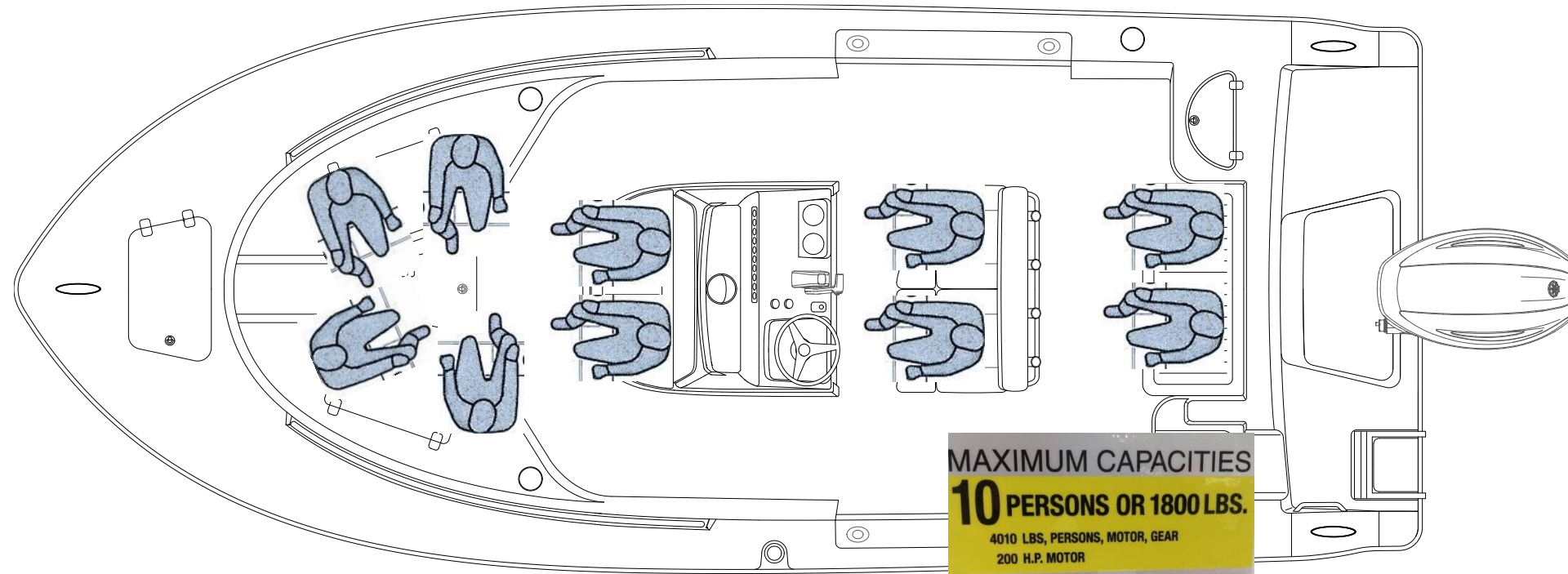
**MEETS U.S. EPA EVAP  
 STANDARDS USING  
 CERTIFIED COMPONENTS**  
 Sportsman Boats Mfg. Summerville, SC

**MAXIMUM CAPACITIES**  
**10 PERSONS OR 1800 LBS.**  
 4010 LBS. PERSONS, MOTOR, GEAR  
 200 H.P. MOTOR  
 THIS BOAT COMPLIES WITH U.S. COAST GUARD SAFETY  
 STANDARDS IN EFFECT ON THE DATE OF CERTIFICATION  
 MEETS U.S. EPA EVAP STANDARDS USING CERTIFIED COMPONENTS  
 MANUFACTURER: Sportsman Boats Manufacturing, Inc.,  
 Summerville, SC  
 MODEL: Open 212  
DESIGN COMPLIANCE WITH NMMA REQUIREMENTS IS VERIFIED  
 MANUFACTURER RESPONSIBLE FOR PRODUCTION CONTROL  
SPORTSMAN  
 NATIONAL MARINE  
 MANUFACTURERS ASSOCIATION

**⚠ WARNING**  
 ROTATING PROPELLER MAY CAUSE  
 SERIOUS INJURY OR DEATH.  
 DO NOT APPROACH OR USE  
 LADDER WHEN ENGINE IS RUNNING.  
SPORTSMAN  
 NW-208-13



**212 has a 10 Person Capacity.  
Seating locations are shown below.**



**MAXIMUM CAPACITIES**  
**10 PERSONS OR 1800 LBS.**  
4010 LBS. PERSONS, MOTOR, GEAR  
200 H.P. MOTOR

**THIS BOAT COMPLIES WITH U.S. COAST GUARD SAFETY  
STANDARDS IN EFFECT ON THE DATE OF CERTIFICATION**

MEETS U.S. EPA EVAP STANDARDS USING CERTIFIED COMPONENTS

MANUFACTURER: Sportsman Boats Manufacturing, Inc.,  
Summerville, SC

MODEL: Open 212

DESIGN COMPLIANCE WITH NMMA REQUIREMENTS IS VERIFIED.  
MANUFACTURER RESPONSIBLE FOR PRODUCTION CONTROL.



NATIONAL MARINE  
MANUFACTURERS ASSOCIATION



# SPORTSMAN



***212 Is built for the fisherman with new rear fold down seat***



***212 Rear seat easily detaches to allow easy access to your bilge area***



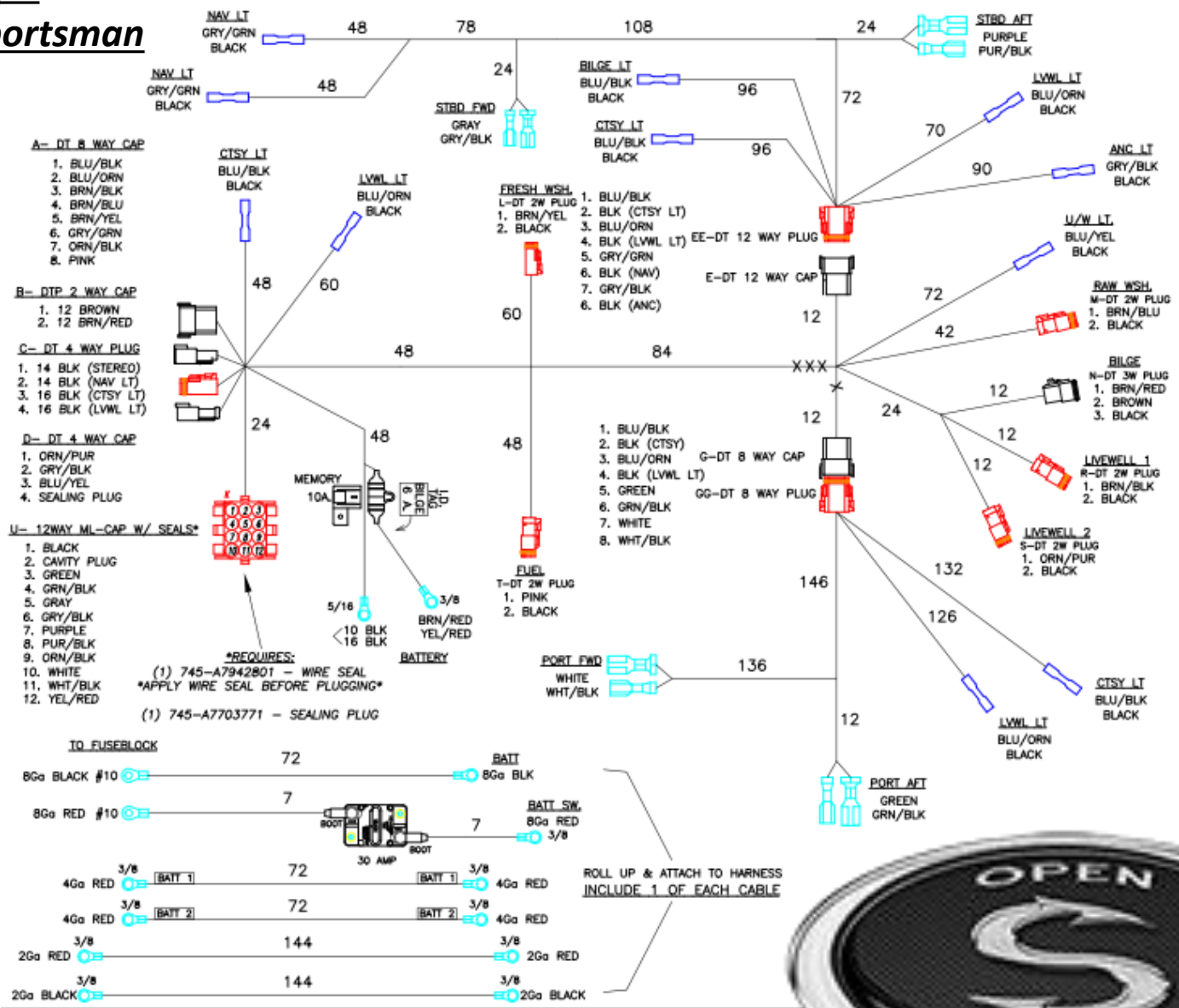
## *Your electrical system:*



## Wire Harness

### For Your Sportsman

### 212 Open





## **Fuse Panel**

*Is located under the console. Clearly labeled for easy identification. In the same area you will find a 6 amp fuse for your bilge pump. You will also find a 30 amp breaker coming off the main battery switch. This would be the first place you look if a component stops working.*



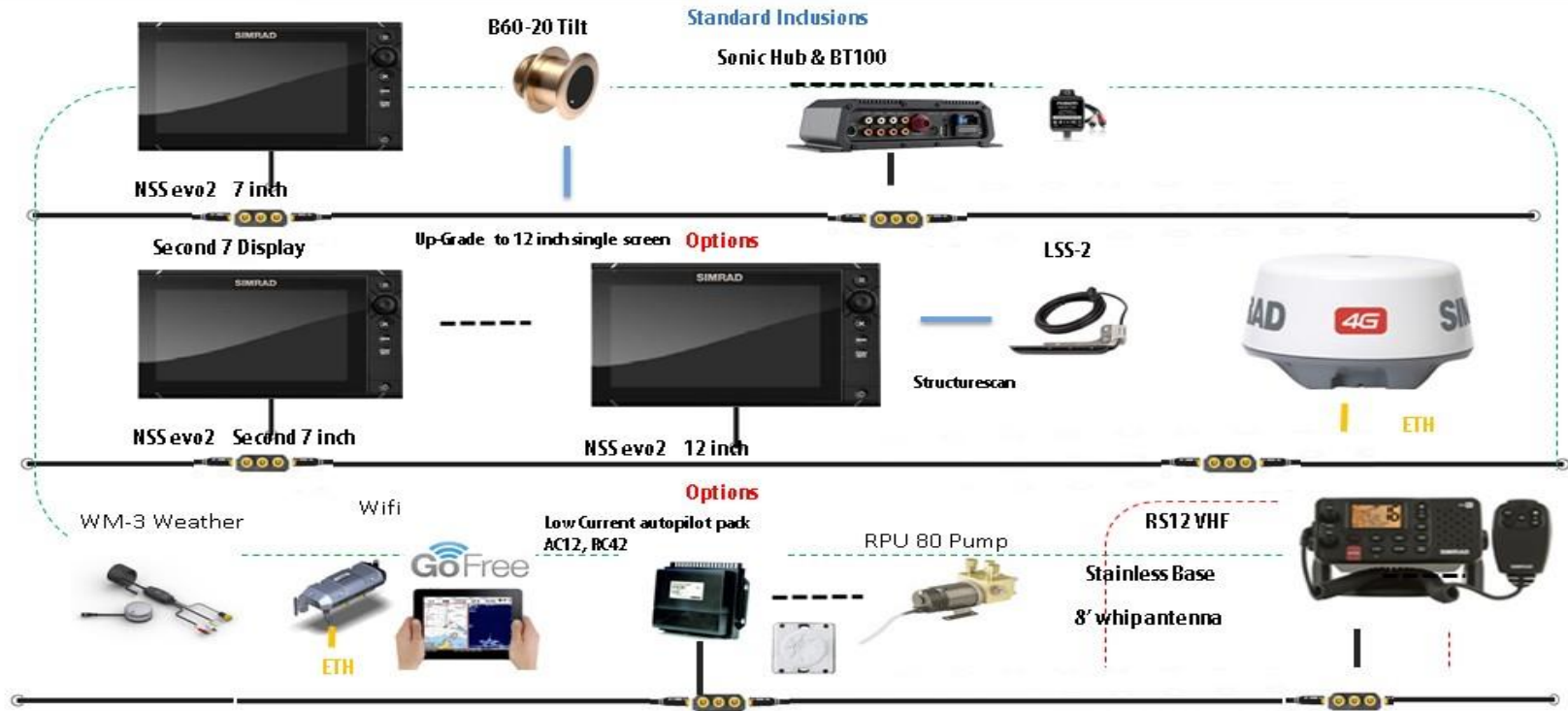




- Introduced Simrad NSS EVO2 Multi function display into all boat lines and models
  - EVO2 integrates all the functions of the boat:
    - *Engine Instruments*
    - *Navigation*
    - *Coastal Charts*
    - *Sonar*
    - *Sonic Hub/Fusion Stereo*
    - *Radar Capability*
    - *Structure Scan Capability*



## Sportsman Boats 7 Inch package




***Your Sportsman 212 Open comes with a Standard 7" Simard Unit. The Transducer is located on the hull bottom at the stern of your boat. The Sonic Hub is also standard on your 212 Open, and is controlled through your Simrad display unit. The Sonic Hub is located inside your console.***



## Bilge Pump

Located on the hull bottom at the stern of your boat. Water is pumped out of a thru-hull fitting located on the starboard side of the hull near the transom. Pump may be accessed by removing the aft seat and door. You may turn your bilge pump on manually with your bilge switch located on the switch panel at the helm of your boat. Once water in the bilge area reaches a certain level the float switch is automatically engaged and the bilge pump is activated.

Bilge pumps are designed to remove excess water only. They are not intended to prevent rapid accumulation of on-board water due to rough weather, hull damage, or other unsafe navigational conditions.



**All-round/Anchor light:** Is a white light placed over the highest unobstructed point of the vessel, showing an unbroken light over an arc of the horizon of 225 degrees and fixed to show from anywhere ahead, to just behind the beams of the vessel.

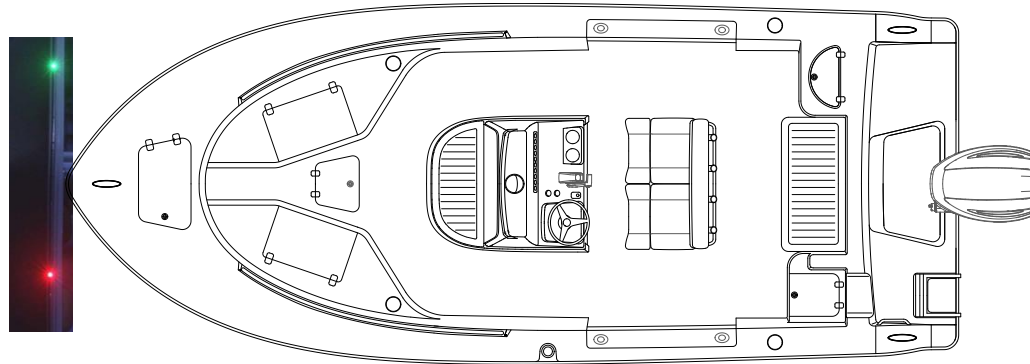
**Sidelights:** Your Open 212 has integrated rub rail navigational lights installed at the bow. A green light is located on the starboard (right) side and a red light on the port (left) side of the vessel. Each shows an unbroken light over an arc of the horizon of 112.5 degrees and is fixed to show from ahead to just behind the beams of the vessel on its respective side.

The Nav/Anc switch is a 3 position switch that controls the running lights.

\*NAV position will turn on the red and green navigation lights and the white all-round light for night driving.

\*ANC turns on the all-round light only for night anchoring, do not operate the boat in the anchor position

\*Off is in the center position

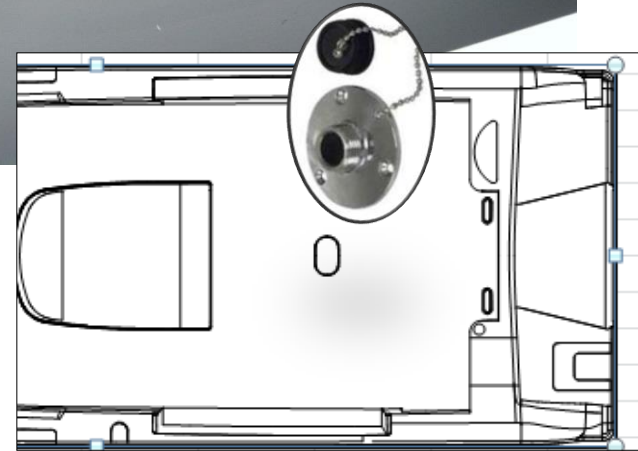


Recreational boats are required to display navigation lights between sunset and sunrise and other periods of reduced visibility (fog, rain, haze, etc.) Navigation lights are intended to keep other vessels informed of your presence and course. Your boat is equipped with the navigation lights required by the U.S. Coast Guard at the time of manufacture. It is up to you to make sure they are visible, operational and turned on.

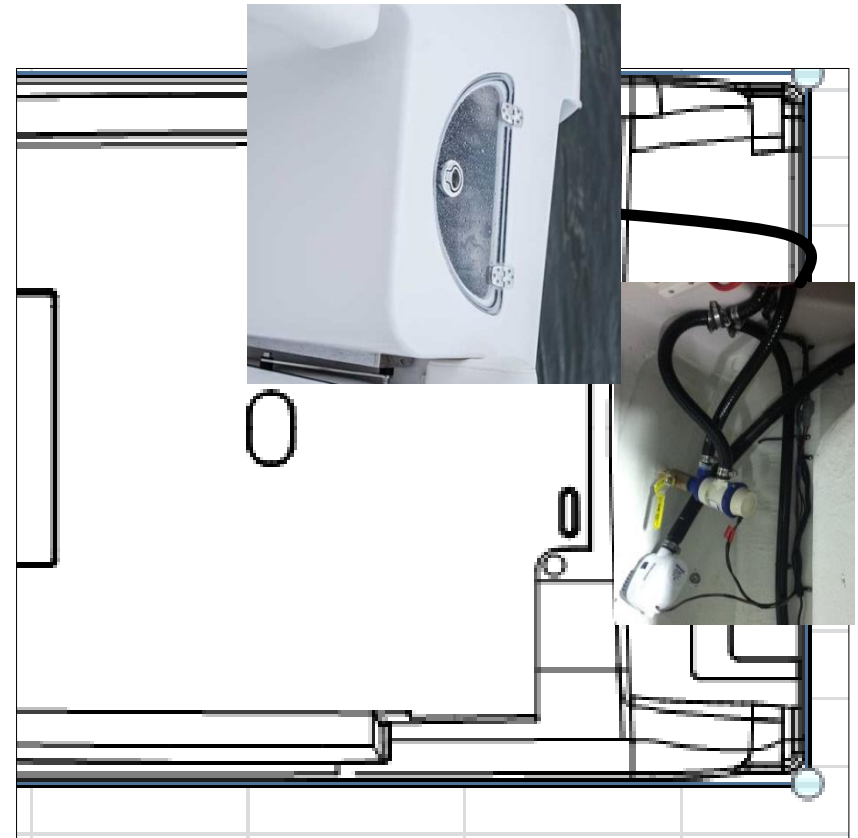


*Raw water washdown is standard on your Open 212. Rinsing your boat immediately with a powerful water jet washdown makes a fine addition to almost any boat.*

*The raw water system supplies water by a hose connected to a pump with a shut off valve on your high speed pick up in your bilge compartment. The bottom hose on the pickup is for the raw water system. The pump can easily be accessed by removing your aft seat than removing the starboard panel. You can operate your washdown by opening the valve handle on the high speed pick up in the bilge area of your boat. Then turn on your switch labeled washdown on the helm of your boat. The washdown outlet can be found under the starboard gunwale.*



*Your 212 comes with a 25 gallon livewell. The pump is located next to the bilge pump in the hull of your boat. Detach your stern seat and remove door for access. You may operate your livewell by opening the high speed pickup valve in the bilge area of your boat. Then turn on your switch labeled Livewell 1 at the helm of your boat. This will fill your livewell. The livewell has a overflow drain so water will not exceed a specified level. Also, LED lights are installed in each livewell for illumination by turning on the switch at the dash.*



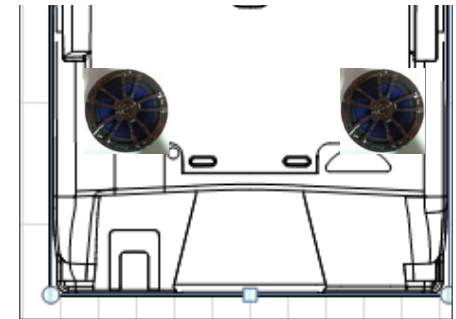

*Trim Tabs are Standard with your 212. They are attached to the bottom edge of the transom. When the helm control is pressed, the trim tabs move into position. Water-force on the trim tab surface creates upward pressure, raising the stern and lowering the bow. Trim Tabs improve the performance of your boat in a much wider range of weight, weather and water conditions.*

*The top portion of the Left switch is marked Port/Bow Down. Pushing this switch deploys the right tab and its movement is indicated by the Left set of the red LED's. All LED's lit is down. The other 3 switches, operate in the same manner, for port and starboard, bow up and bow down. These switches can be pushed individually. Simultaneously or cross controlled, as appropriate.*



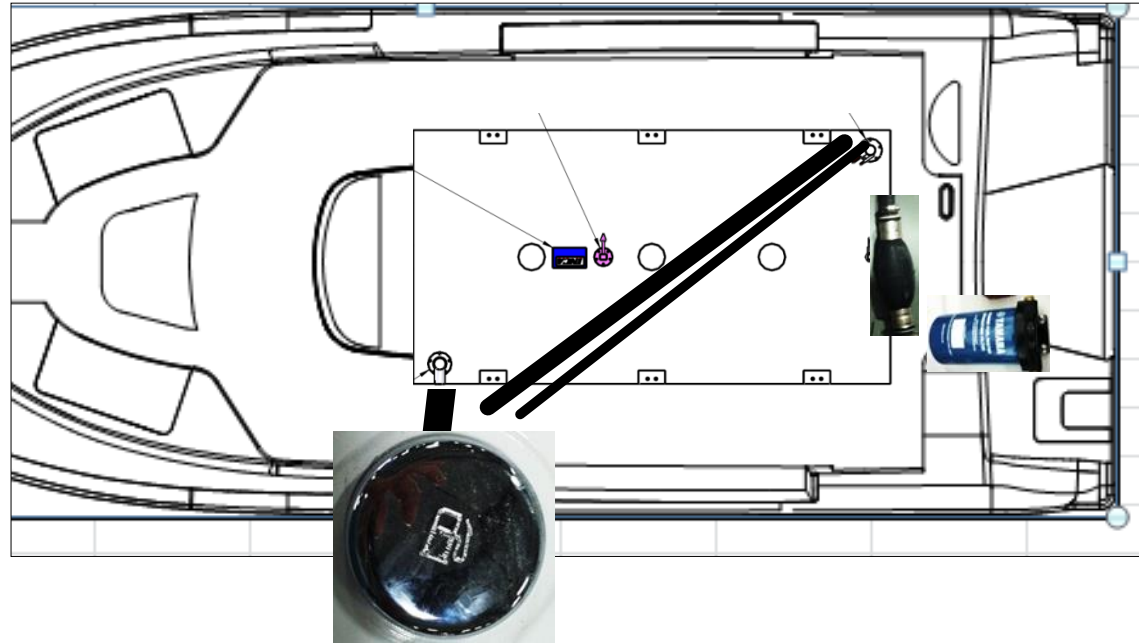
*Your 212 comes standard with a SonicHub Stereo Media device. It takes your music onboard and allows you to experience the ultimate in marine audio with Bluetooth streaming connectivity from any enabled media device to the SonicHub module -- allowing control of your favorite selections directly from your Simard unit. The SonicHub is located inside the console. This allows more space on your console and keeps your stereo protected from the elements.*

*The 212 comes with 4 marine grade Infinity speakers. 2 of your speakers are located in the bow of your boat. If your boat has a Fiberglass Top, the aft speakers will be installed in the top.*





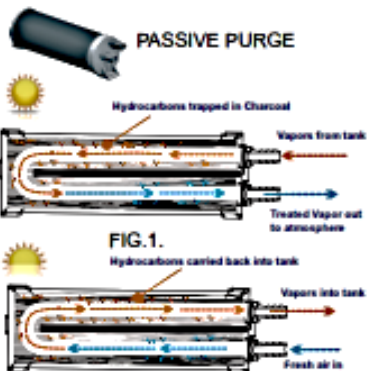
The 212 comes with a 64 gallon fuel tank. The gasoline fuel system consists of a fuel tank, fuel tank vent, anti-siphon valve, engine fuel supply line, and fuel fill. Your boat contains a new EPA certified fuel system. The system prevents spit back when filling the tanks and lowers the out gassing emissions through the tank and vent.



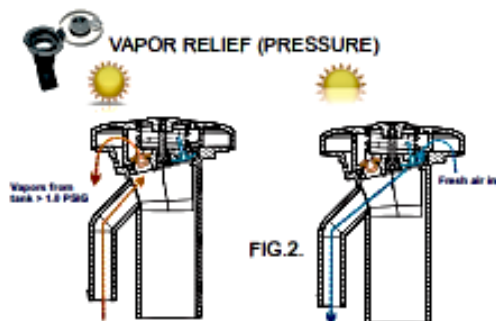
## BLUSKIES DIURNAL FUEL SYSTEMS OPERATION

### Emissions And Vapor Management

Based upon the location and time of year, the sun, during its orbital path around the USA subsequently causes the ambient temperature to rise and fall. This is referred to as the diurnal temperature cycle. If this diurnal temperature cycle creates sufficient heat to cause the temperature of gasoline in a gasoline tank to rise, then the gasoline will expand up to a maximum rate of ~5%. Additionally this event causes fuel vapors (or hydrocarbons) to vent off to atmosphere.

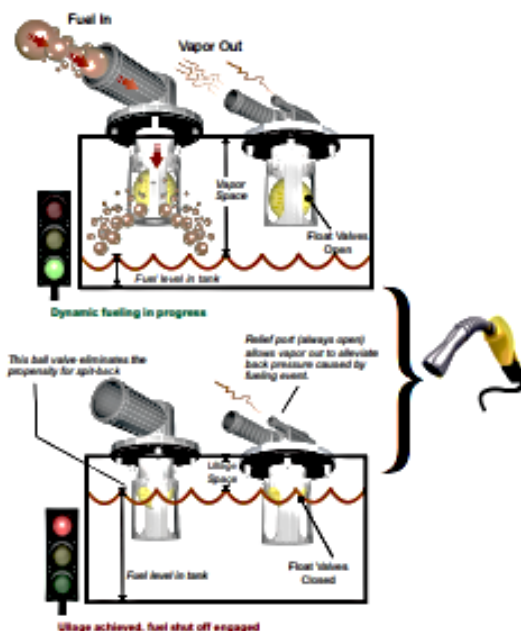


For marine fuel tanks/systems to be compliant to the Environmental Protection Agency (EPA) regulations, fuel vapors (emissions) from boats must not be allowed to evaporate unfiltered through a fuel system vent during the heat of a diurnal temperature cycle. To manage these emissions boat builders have two basic options: 1. they can passively purge (FIG. 1.) the vapors by installing a series of charcoal filled canisters that treat/capture vapor (hydrocarbons) during diurnal venting. Or: 2. they can manage these vapors via a vapor relief (FIG. 2.) system that allows vapors to be released ~1PSIG (~2inHg). Both options create a small pressure (or back pressure) build up at diurnal peak temperature cycles and both options must carry a "Certificate Of Compliance" issued by the EPA.



### Vapor Space (Ullage) And Refueling Management

Another fuel system necessity to remain EPA compliant it is to keep elevated temperature gasoline from expanding into fuel system areas that are not low permeation rated or otherwise sensitive to raw fuel. A vapor (or ullage) space must be produced at the completion of the filling or refueling operation to ensure systems remain EPA compliant during the diurnal temperature cycle. To effectively manage this system function, BluSkies has created a series of valves that can mount to any marine fuel tank to achieve the appropriate fill level while maintaining ullage space of ~5%. Additionally these valves eliminate the propensity for refueling "tip-back" or tank "well-back", which is another requirement of the EPA regulation. BluSkies primary ullage valves replace the existing fill and vent locations, while additional grade or tip level valves can be added to any tank to meet American Boat And Yacht Council standards (H-24) which allows vapor venting for boats slanting or sloping when stored, moored, parked or trailered.




The final decision on which system type and ullage valve type and placement that is best for your application should be based on application specific factors such as type and configuration of fuel tank, how much room there on board is for added components, how are the boats likely to be used and stored etc. and of course cost.

Choose individual components to create a compliant system from the following pages or you can turn to our specialists for sound guidance and direction as you go through the process to choosing the appropriate system for your particular vessel application.



**Fresh water is an option on the 212, but is incorporated with in the Platinum and Sport packages**

- The freshwater fill deck fitting is located on the starboard side under the console seat. Your Recessed Shower is on the starboard side of the console.
- Pressurize the freshwater system by turning On the freshwater pump switch on the helm.
- The freshwater pump switch is marked ACCESSORY 2 on the helm switch panel.
- Turn Off the freshwater pump switch when your boat is not in use or when the freshwater tank is empty.
- Your tank is located inside the console. The pump with filter is mounted inside your console on the starboard side
- Inspect and clean the freshwater filter often (the filter is located on the freshwater pump).
- If your boat is to be left unattended for a long period of time, pump the freshwater tank dry to prevent stored water from becoming stagnant and distasteful.
- The fresh water is not for drinking or cooking



## **OPTIONS:**

### ***Fiberglass Top With LED Lighting Included In The Platinum Package***



*Fiberglass Top option comes with the Platinum package. The T-Top switch turns on the 3 blue courtesy lights. The SPREADER switch operates the 2 back spreader lights and the front spreader light. The switch on the map light may be turned one way for a red or the other way for a white light.*



***Deluxe T-Top With LED Lighting  
Included In The Sport Package***

*Deluxe T-Top option comes with the Sport package. The T-Top switch turns on the blue courtesy light. The SPREADER switch operates the front and back spreader light.*



*Underwater lights are an option. The Underwater lights can be operated with the ACCESSORY 1 switch.*

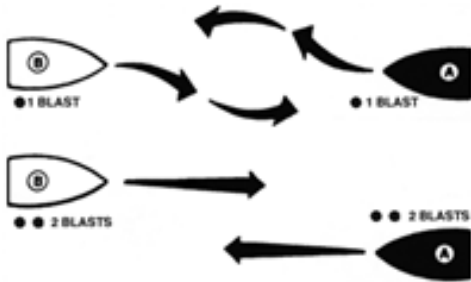
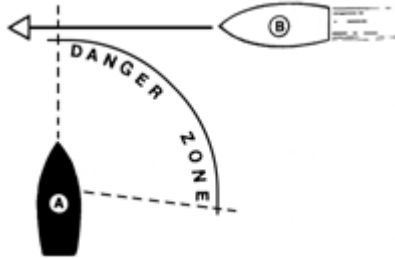
*These High-Intensity LED Underwater Lights are totally waterproof. A broad flood light effect is created by the engineered optics of the convex light face.*



## Rules When Encountering Vessels

There are three main situations that you may encounter with other vessels which could lead to a collision unless the Steering Rules are followed:

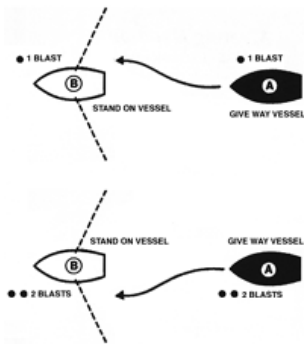
- **Meeting:** you are approaching another vessel head-on
- **Crossing:** you are travelling across the path of another vessel
- **Overtaking:** you are passing or being passed by another vessel



When Crossing: Every boat has a "Danger Zone" from straight in front (the bow) to past the middle of its right side. Like when meeting another car at a street intersection, the one on the right has the right of way. You must yield to boats in your Danger Zone. If you are the skipper of the Vessel A in the center of the diagram, you must keep out of the way of any boat that approaches you from any direction within the indicated Danger Zone, as you are the burdened craft. Likewise, boats approaching you from all other directions, except the meeting vessel, must keep clear of you.

When Meeting Port-to-port: Continue on course. The same holds true for meeting starboard-to-starboard.

When Meeting Head On: As in a car, both stay to your right and as far apart as practical. Each boat should turn to starboard and pass port-to-port.



When Overtaking Another Boat: The boat being overtaken is the privileged vessel. Only after signaling and receiving an acknowledgment can the overtaking boat pass. (Use one blast to pass on the right, and two blasts to pass on the left.)

When Being Overtaken: Be ready for trouble when a power boat passes you in a narrow waterway. As the lead boat, which always has the right of way, stay on your side of the channel and maintain a steady speed so that the overtaking vessel can pass you safely. Use your radio to discuss this with the passing boat.



---

## Product Changes

Sportsman is committed to the development of our product line. As a result, equipment described in this manual may have changed or no longer may be available. All information, illustrations and specifications contained in this manual reflect the latest product information available at the time of publication. Sportsman reserves the right to make changes to its boats at any time, without notice. These changes include, but are not limited to: color options, materials, standard and optional equipment, specifications and model availability. If you have any questions about the equipment on your boat, please feel free to contact Sportsman.

## Service

All warranty work must be performed by an authorized Sportsman Dealer. If a problem is discovered upon taking delivery of, or develops during routine use of the boat that is related to faulty workmanship and/or materials, as stated in the warranty, you need to contact your Sportsman dealer to arrange for your boat to be repaired. **The boat owner is responsible for delivering the boat to the dealer for warranty service.** If you are not near your dealer or any other authorized Sportsman dealer, please contact Sportsman. Likewise, if the dealer fails to repair the problem, please notify Sportsman within 14 days of the work being completed. **Sportsman will not reimburse owners for unauthorized warranty work.**

## Insurance

In most states, the boat owner is legally responsible for damages or injuries they or anyone else operating the boat causes. Some states have laws that require having at least minimum coverage. Before using your boat for the first time, you should contact your dealer, current insurance company, or state boating authority for information regarding insurance requirements in your area. Although it may not be required in your area, responsible boat owners carry liability and property damage for their boat. You should also protect the boat against physical damage and theft.



## **SPORTSMAN BOATS LIMITED WARRANTY**

**Ten-Year Hull Limited Warranty:** This limited Warranty applies to any Structural Hull Defect (as that term is defined below) if such is due to a failure in material or workmanship and the was reported to Sportsman according to the terms of this Limited Warranty within ten (10) years from the date of the sale to the original purchaser of the Sportsman authorized dealer. Sportsman, in its sole discretion, will either repair or replace the Hull. For purposes of this Limited Warranty, the term “Hull” shall mean the single fiberglass molded shell and integral structural components of a Sportsman Boat, and the term “Structural Hull Defect” shall mean a substantial defect in the Sports Boat’s Hull that causes the boat to be unfit or unsafe for general use as a pleasure craft under normal operating conditions.

**One Year Nonstructural Limited Warranty:** This Limited Warranty applies to any Nonstructural Defect (as that term is defined below) if such is due to a failure in material or workmanship and the same was reported to Sportsman according to the terms of this Limited Warranty within one (1) year from the date of the sale to the original purchaser of the Sportsman Boat by a Sportsman authorized dealer. Sportsman, in its sole discretion, will either repair or replace the defective component. For purpose of this Limited Warranty, the term “Nonstructural Defect” shall mean a substantial defect in a Sportsman Boat’s components manufactured or installed by Sportsman (other than the Hull) that is not excluded in the exclusions below.

**Registration and Transfer of Limited Warranty:** Each original purchaser of a Sportsman Boat shall complete and return the boat registration card provided by Sportsman within thirty (30) days of such owner’s purchase of the boat in order to facilitate the processing of warranty claims and for manufacture notification. Except where a Sportsman Boats has been salvaged and resold after a declaration of a total loss or a total loss or a constructive total loss, this Limited Warranty is transferrable to a subsequent owner of the Sportsman Boat. PROVIDED SUCH SUBSEQUENT OWNER FILL OUT AND SEND TO SPORTSMAN A SPORTSMAN WARRANTY TRANSFER FORM (AVAILABLE FROM SPORTSMAN ON REQUEST). A COPY OF THE BILL OF SALE, WITHIN THIRTY (30) DAYS OF SUCH TRANSFER OR PURCHASE.

### **EXCLUSIONS**

This limited Warranty does not apply to any boat that has been salvaged or declared a total loss or constructive total loss for any reason not specifically covered in this Limited Warranty. In addition, this Limited Warranty does not apply to the following “Exclusions”

- 1) A Hull, component, or other product that has been repaired without authorization of Sportsman or that has been altered in any way that affects its use and operation;
  - 2) Expenses related to inspection or warranty service for hauling out, transportation to and from any dealer or Sportsman factory, towing or storage charges, inconvenience or loss of time or income;
  - 3) Engines, outdrives, controls, propellers, engine brackets, stereos, depth finder, GPS units, trolling motors, batteries, outriggers bases’ and other equipment or accessories that are not manufactured by Sportsman, whether the same is or is not warranted by such other manufacturer;
  - 4) Blistering, discoloring, cracking, or crazing of the Gelcoat finish or other surface finishes
  - 5) Any Sportsman Boat initially sold at retail by a party other than an authorized Sportsman dealer;
  - 6) Damage to, breakage of, or leakage around any windshields, hatches, or apertures;
  - 7) Any canvas, zippers, vinyl, upholstery, plastic, or fabric components;
  - 8) Discoloration, oxidation, bleeding, or corrosion of any stainless steel or other metal products
  - 9) Any Hull, component, or product that has been subject to unreasonable use, tampering, abuse, mishandling, improper maintenance, negligence, improper trailing, alterations, or accidents;
  - 10) Any boat, or component or part thereof, that has been used for Commercial Purpose, racing purposes, or has otherwise been operated contrary to any printed instruction provided by Sportsman or contrary to any applicable law (for purposes of this Limited Warranty, the term “Commercial Purposes” shall mean the usage of any boat more than fifty percent (50%) for revenue-producing or other business purposes);
  - 11) A boat, or component or part thereof, that has been overpowered according to the maximum recommended engine horsepower specified on the capacity plate attached to the boat;
  - 12) Machinery, equipment and accessories not installed by Sportsman;
  - 13) Condensation of gauges;
  - 14) The failure of any par, area, or component of the boat to be dry, whether or not the same was represented as “dry”;
  - 15) Any representation relating to the speed or weight of any part or component of the boat;
  - 16) Normal wear and tear maintenance items, including, but not limited to, filters bulbs, batteries, bungees, anchor rope, trailer finishes, tires, brakes, bearing, and lights;
  - 17) Any defect or repair requiring redesign of the boat, except pursuant to the recall provisions of the United States Federal Boat Safety Act of 1971 or the recall laws of the recall laws of any other foreign jurisdiction;
  - 18) Dealer preparation, cleaning, and final adjustments and alignments in preparing the boat for delivery or commissioning; or
  - 19) Any act of God or force majeure.
-



Thank you for your purchase of your Sportsman Boat.  
Please contact us at any of the following:

*Sportsman Boats Manufacturing, Inc.  
113 Issac Way  
Summerville, SC 29483*

*Office: 843-376-2628  
Fax: 843-376-2636*

*P.O. Box 2100  
Summerville, SC 29484  
Email: [sales@sportsmanboatsmfg.com](mailto:sales@sportsmanboatsmfg.com)  
Visit: [www.sportsmanboatsmfg.com](http://www.sportsmanboatsmfg.com)*

