

**SPORTSMAN**

# 17 Island Reef Owners Manual



17  Island  
Reef

## **WELCOME TO THE SPORTSMAN TEAM!**

*Here at Sportsman Boats, we take great pride in producing the finest, most well designed saltwater fishing and pleasure boats on the market today. Our designs incorporate the most modern technology while applying good old "Common Sense" technology as well. From our advanced composite construction, ergonomic console designs, patented "Total Access" hatch, and superior ride and handling characteristics, we think you will agree that Sportsman is setting a new standard.*

*We do not take lightly the confidence you have placed in us with your decision to purchase your Sportsman boat. We will always strive to provide for you and your family the superior customer service you deserve. We hope that you enjoy your time out on the water as much as we enjoy building your Sportsman boat!*

*Safe Boating and Tight Lines*

*Tommy Hancock and Dale Martin*



---

## 17 Island Reef

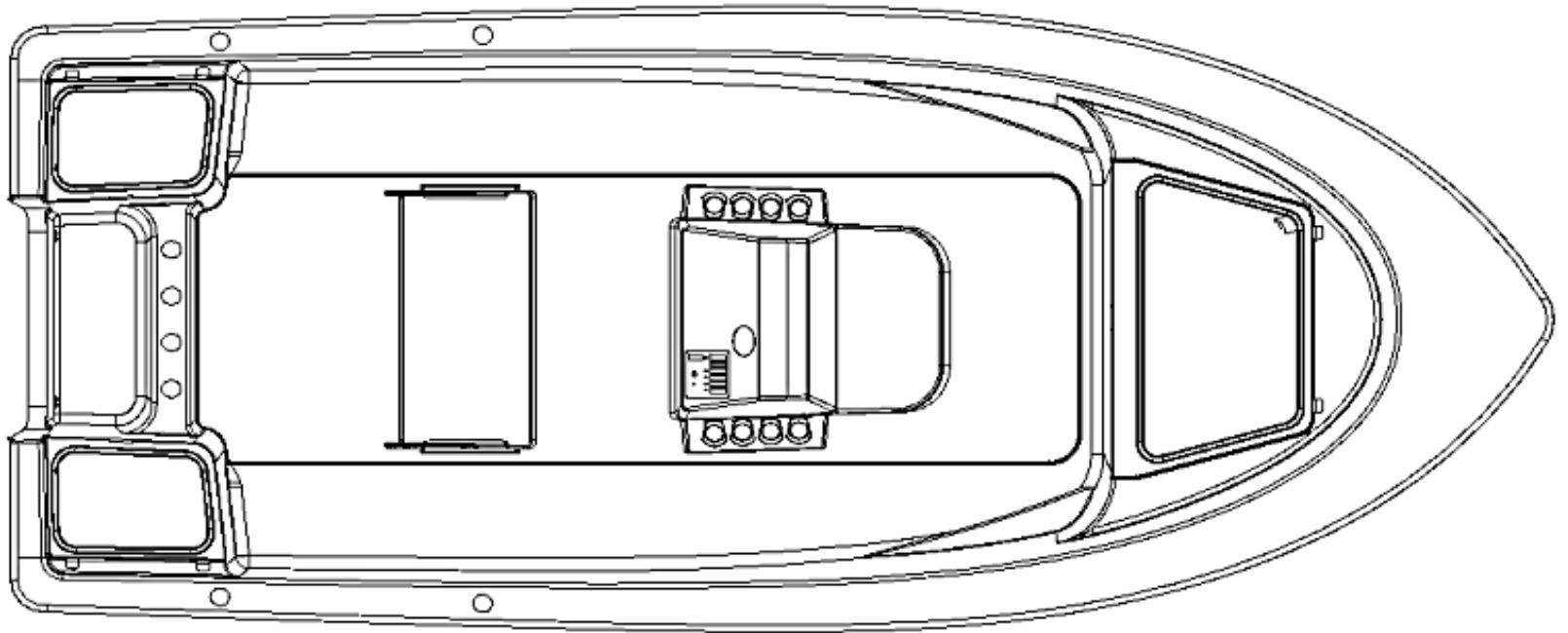
<b><i>Length</i></b>	<b><i>17'1"</i></b>
<b><i>Beam</i></b>	<b><i>7'</i></b>
<b><i>Aprox dry Weight</i></b>	<b><i>1200 lbs</i></b>
<b><i>People Capacity</i></b>	<b><i>5</i></b>
<b><i>Fuel Capacity</i></b>	<b><i>28 Gallons</i></b>
<b><i>Draft</i></b>	<b><i>12"</i></b>
<b><i>Deadrise @ Transom</i></b>	<b><i>15 Degrees</i></b>
<b><i>Engine Horse Power</i></b>	<b><i>90 HP 4 Stroke</i></b>



17'1"



7'



## 17 Island Reef Standard Features

- 10 Year Fully Transferable Hull Warranty
- NMMA Certified using ABYC Standards
- Advanced Fiberglass Stringer System (no wood)
- 12 Volt Power Plug
- 24 Gallon Fuel Tank
- 4 Flush Mounted Gunwale Rod Holders
- 4 Flush Mounted Transom Rod Holders
- 6 Flush Mounted Console Rod Holders
- Aluminum Propeller
- Automatic Bilge Pump
- Bow Storage
- Cockpit Drain(Self Bailing Cockpit)
- Console Storage
- Horn
- Console Windscreen
- Flip Flop Seat
- Grip Tex Yacht Style Non Skid
- Hull Color
- Mechanical Steering
- Pull Up Cleats
- Rear Storage Boxes (2)
- Rub Rail Nav Lights
- Stainless Steel Cup Holders (2)
- Stainless Steel Drain Cover
- Stainless Steel Drain Plug
- Stainless Steel Handrails (4)
- Stainless Steel Steering Wheel

*(Specifications subject to change without notice.)*

### OPTIONS Include:

3 PC Cushion Set  
Bimini Top  
Helm Seat Livewell  
Mooring Cover

### COLOR SELECTION:

White  
Island Blue  
Coral



## PERFORMANCE BULLETIN



YPB#: PB\_SPT\_IslandReef17\_F70LA\_2015-03-09\_BAY

Test Date 3/9/15

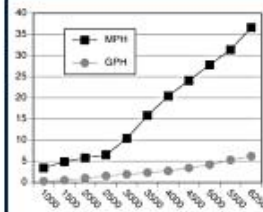


Boat Manufactured By:  
Sportsman Boats • 113 Isaac Way • Summerville, SC 29483  
843-375-2528 • www.sportsmanboatsmfg.com

## PERFORMANCE DATA

RPM	MPH	GPH	MPG
1000	3.4	0.3	11.33
1500	4.9	0.5	9.80
2000	5.8	1.0	5.80
2500	6.5	1.5	4.33
3000	10.4	1.9	5.47
3500	15.8	2.3	6.87
4000	20.4	2.7	7.56
4500	24.1	3.4	7.09
5000	27.8	4.2	6.62
5500	31.4	5.3	5.93
6250	36.6	6.2	5.90

Time to Plane 4.32  
0-20 MPH 5.15



Test performed and verified by Yamaha Application Engineers.



## Sportsman® Island Reef 17

Length	17' 1"
Beam	7'
Dry Weight (Boat Mfr. Pub.)	1,200 lbs
Maximum HP	70
Fuel Capacity	24 gal
Weight as Tested	2,072 lbs

## F70LA

Horsepower	70 HP
Induction	EFI
Displacement	60.8 cu in
Weight	253 lbs
Gear Ratio	2.33:1

## ENGINE MOUNTING HEIGHT

Mounting Hole Position	#3
Ventilation Plate Height	Even With Boat Bottom

## PROPELLER'S

Series	Aluminum
Diameter/Pitch	13-1/2 x 13
Yamaha Part #	0E5-45947-00-00
Propeller Material	Aluminum

## TEST CONDITIONS

Number of People	2
Air / Water Temperature (Fahrenheit)	75 / 65° F
Elevation (in feet above sea level)	Sea Level
Wind Velocity	10-15 mph

Comments: Test weight includes full tank of fuel, 1 battery, safety and test gear.

**Notice to Consumer:** The information and data contained in this Performance Bulletin is approximate and subject to many different factors and variables. It is provided as a guideline only and should not be relied upon as representative of actual performance. Your boat's performance may be different than the information contained in this Performance Bulletin due to various factors, including your boat's actual weight, wind and water conditions, temperature, humidity, elevation, bottom paint, boat options affecting wind/water drag and/or boat weight, and operator ability. Please confirm the specifications and performance data on your specific boat/engine combination with your dealer prior to purchase. Please also keep in mind that the data contained in this Performance Bulletin may or may not have been performed using Yamaha PowerMatched components. Yamaha reserves the right to change the specifications and performance data of this Performance Bulletin or engine without notice. This document contains many of Yamaha's valuable trademarks. It may also contain trademarks belonging to other companies. Any references to other companies or their products are for identification purposes only, and are not intended to be an endorsement.

For more information  
Yamaha Motor Corporation, U.S.A.  
OEM Division, Marine Group  
1270 Chestnut Road NW  
Kennesaw, GA 30144 • (800) 85-YAMAHA  
For other Performance Bulletins, visit [www.yamaha-motor.com](http://www.yamaha-motor.com).

© 2015 Yamaha Motor Corporation, U.S.A. All rights reserved.


17 Island Reef

## **NMMA Certified**

Sportsman Boats is certified by the National Marine Manufacturers Association (NMMA). NMMA certification not only meets the standards of the United States Coast Guard (USCG), but goes further and meets the standards set by the ABYC (American Boat and Yacht Counsel). All Sportsman models have been designed, constructed and thoroughly tested to meet or exceed these standards. For more information on the 2015 model year standards, you may visit <http://www.nmma.org/certification/programs/boats/> for more details.

## **Hull Number / Registration**

Sportsman has a permanent record of your boat. This record is documented during the manufacturing process. It is identified by its "Hull Identification Number" (HIN). The HIN is located on the starboard side of the transom, just under the Rub Rail. When contacting your dealer concerning maintenance or warranties, please have your HIN and model number available. This information can be found on your copy of the warranty card. Federal and State laws require a power boat to be registered in the state where it is primarily used. Registration numbers and validation stickers must be displayed according to regulations. The registration certificate must be on board when boating. The boat serial number, or Hull Identification Number (HIN), is required on the registration form. The HIN should be included on all documents or any correspondence.



SMNDC177A414



Please fill out the following information. We recommend keeping one copy in your personal records and one copy with your owner's manual. This information will be important to you should you need to contact your Dealer or Sportsman Boats for technical assistance and/or service.



BOAT INFORMATION / SPECIFICATIONS	
MODEL:	HULL SERIAL #:
PURCHASE DATE:	DELIVERED:
IGNITION KEY #:	REGISTRATION #:
DRAFT:	WEIGHT:
VERTICAL CLEARANCE:	
ENGINE / PROPELLER INFORMATION	
ENGINE MAKE:	MODEL:
ENGINE SERIAL #:	
PROPELLER MAKE:	# OF BLADES:
DIAMETER / PITCH:	MODEL:
PART #:	
OPTIONAL EQUIPMENT / OPTION PACKAGES	
TRAILER INFORMATION	
MAKE:	MODEL:
SERIAL #:	GVRM:
ADDITIONAL INFORMATION:	
DEALER	SPORTSMAN
NAME:	PHONE:
PHONE:	REPRESENTATIVE:
SALES PERSON:	ADDRESS:
SERVICE MANGER:	
ADDRESS:	



---

## BOATING SAFETY

### REQUIRED SAFETY EQUIPMENT

The US Coast Guard (USCG) requires that every boat have specific equipment on board. Check with local regulations on mandatory equipment apart from the list of Coast Guard requirements.

### FIRE EXTINGUISHER

At least one Type-1 hand held portable fire extinguisher must be carried on board. For boats over 20' two are required. Check extinguisher regularly for charge status.

### PERSONAL FLOTATION DEVICE (PFD)

You must have a USCG approved personal flotation device of Type I, II, or III aboard for each passenger, in addition to one Type IV throw able PFD. **Always wear a PFD when boating.** In some states, children are required to wear a PFD at all times. Check your local regulations.

### SOUND SIGNALING DEVICES

Your Sportsman boat is equipped with an electric horn which meets the USCG requirements for a sound signal device.

### VISUAL DISTRESS SIGNALS

USCG approved visual distress signals are required for day and night use when operating on US waters. Approved signals include flares, orange smoke, an orange distress flag, or an electric distress light.

### LIGHTING

Your Sportsman boat is equipped with navigation lights which comply with both Inland and International rules.

---



*Being on the water is a great experience, but it can become a bad experience very quickly if safety and maintenance of your boat are not followed. Therefore, your Sportsman manual has been written to include a number of safety instructions and notices in order to help you operate and maintain your boat safely. These instructions are in the form of **WARNING** and **DANGER** statements. They are defined as follows:*



## WARNING



HAZARDS OR UNSAFE PRACTICES WHICH COULD RESULT IN SEVERE PERSONAL INJURY OR DEATH.



## DANGER

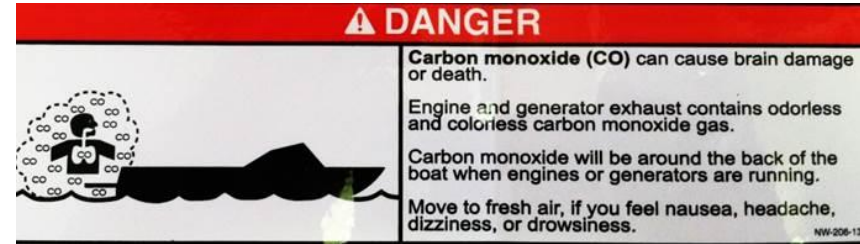
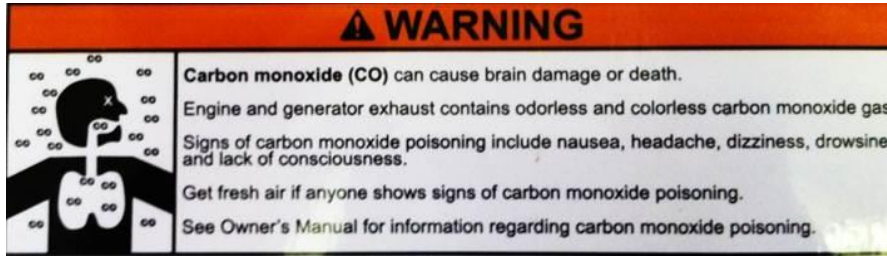
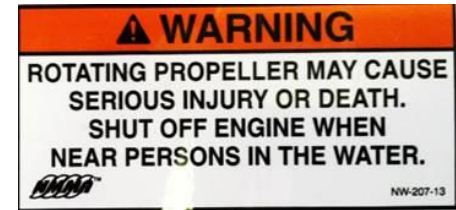


IMMEDIATE HAZARDS WHICH WILL RESULT IN SEVERE PERSONAL INJURY OR DEATH.

*Please become familiar with the location and content of the Caution, Warning, and Danger Labels found on your boat.*

Your Owner's Manual was written to include safety instructions to ensure safe operations. Safety alert symbols are used to show potential personal injury hazards.

Your boat produces carbon monoxide and uses flammable fuel. Carbon monoxide can cause brain damage or death. Carbon monoxide is colorless, odorless and extremely dangerous.





Every precaution has been taken to reduce the risks associated with death, possible injury and damage from fire/explosion. Your own precaution and proper maintenance procedures are necessary in order to enjoy safe operation of your boat.

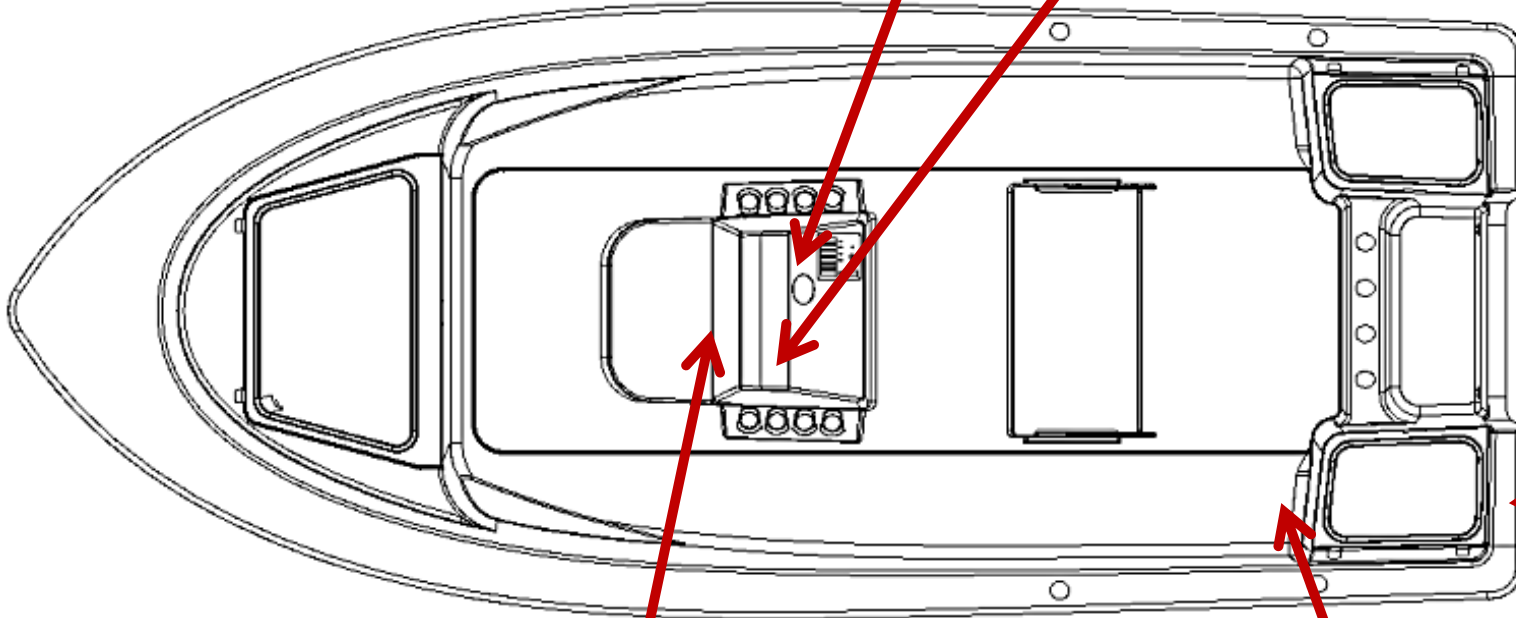
If your label is damaged. You can call Sportsman's parts department for replacement stickers.



## Labels locations

**⚠ WARNING**  
ROTATING PROPELLER MAY CAUSE  
SERIOUS INJURY OR DEATH.  
SHUT OFF ENGINE WHEN  
NEAR PERSONS IN THE WATER.  
 NW-207-13

**⚠ WARNING**  
  
**Carbon monoxide (CO)** can cause brain damage or death.  
Engine and generator exhaust contains odorless and colorless carbon monoxide gas.  
Signs of carbon monoxide poisoning include nausea, headache, dizziness, drowsiness and lack of consciousness.  
Get fresh air if anyone shows signs of carbon monoxide poisoning.



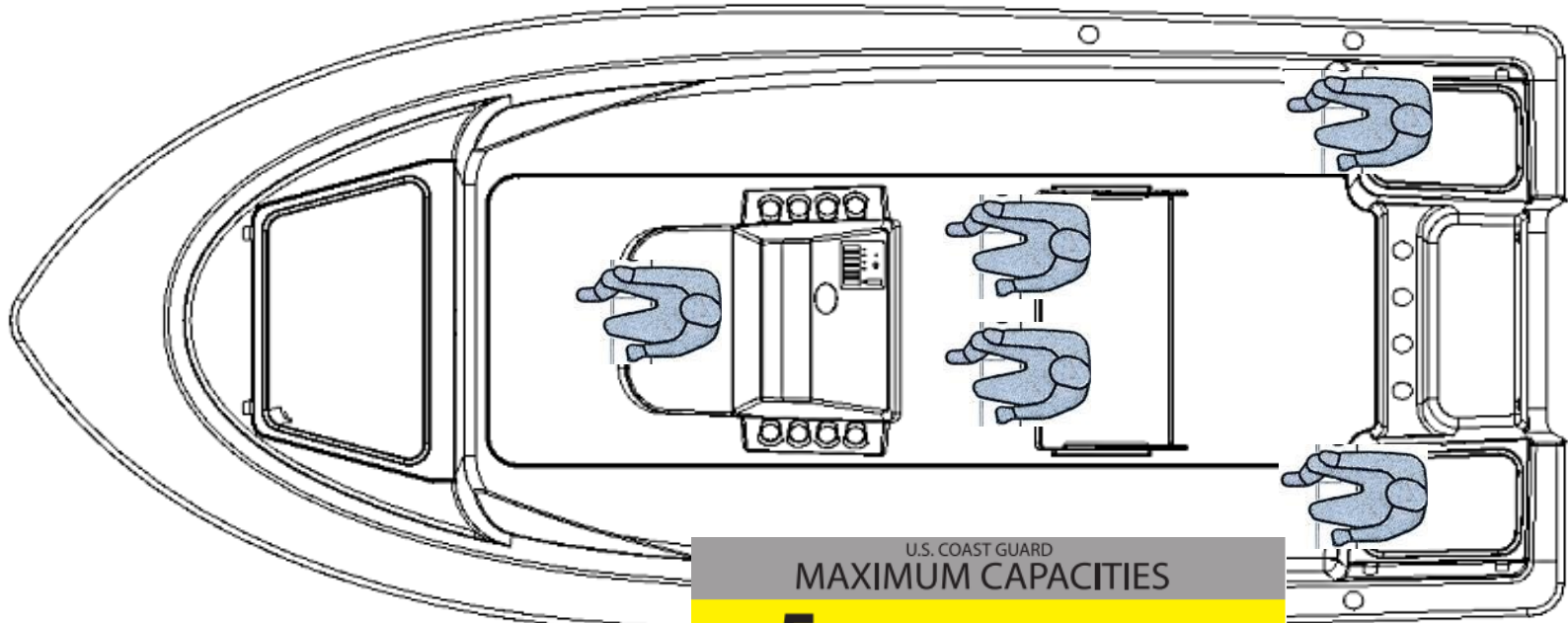
**⚠ WARNING**  
AVOID SERIOUS INJURY OR DEATH  
FROM FIRE OR EXPLOSION  
RESULTING FROM LEAKING FUEL.  
INSPECT SYSTEM FOR LEAKS AT  
LEAST ONCE A YEAR.  
 NW-201-13

U.S. COAST GUARD  
MAXIMUM CAPACITIES  
**5 PERSONS OR 900 LBS.**  
1450 LBS, PERSONS, MOTOR, GEAR  
70 H.P. MOTOR  
THIS BOAT COMPLIES WITH U.S. COAST GUARD SAFETY  
STANDARDS IN EFFECT ON THE DATE OF CERTIFICATION  
MEETS U.S. EPA EVAP STANDARDS USING CERTIFIED COMPONENTS  
MANUFACTURER: Sportsman Boats Manufacturing, Inc.,  
MODEL: 17' Island Reef Summerville, SC

**⚠ DANGER**  
Carbon monoxide (CO) can cause brain damage or death.  
Engine and generator exhaust contains odorless and colorless carbon monoxide gas.  
Carbon monoxide will be around the back of the boat when engines or generators are running.  
Move to fresh air, if you feel nausea, headache, dizziness, or drowsiness.  


17  Island Reef

**17 Island Reef has a 5 Person Capacity.  
Seating locations are shown below.**



U.S. COAST GUARD  
MAXIMUM CAPACITIES

**5 PERSONS OR 900 LBS.**  
1450 LBS, PERSONS, MOTOR, GEAR  
70 H.P. MOTOR

THIS BOAT COMPLIES WITH U.S. COAST GUARD SAFETY  
STANDARDS IN EFFECT ON THE DATE OF CERTIFICATION  
MEETS U.S EPA EVAP STANDARDS USING CERTIFIED COMPONENTS  
MANUFACTURER: Sportsman Boats Manufacturing, Inc.,

MODEL: 17' Island Reef

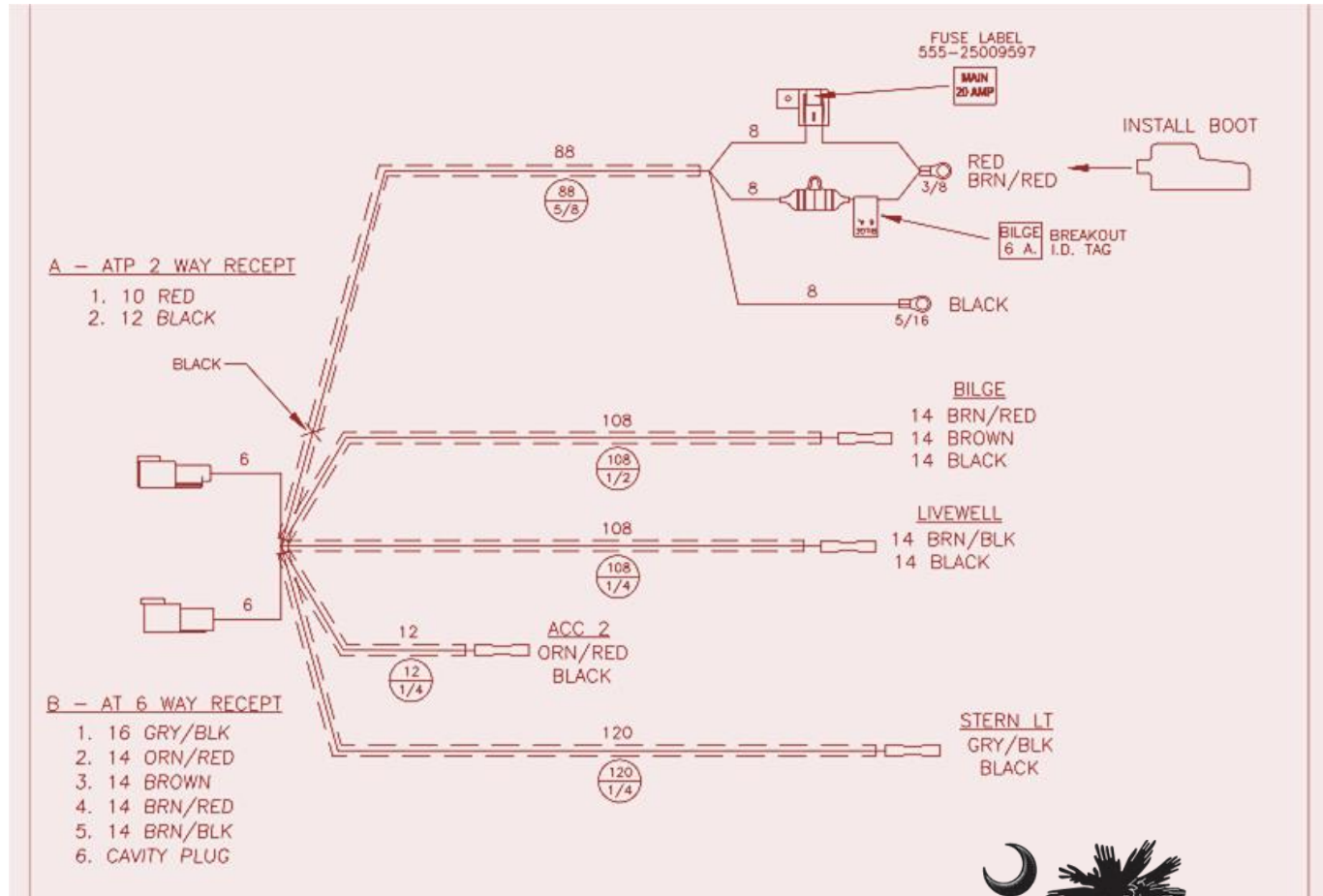
Summerville, SC

17  Island  
Reef

*Your electrical system:*



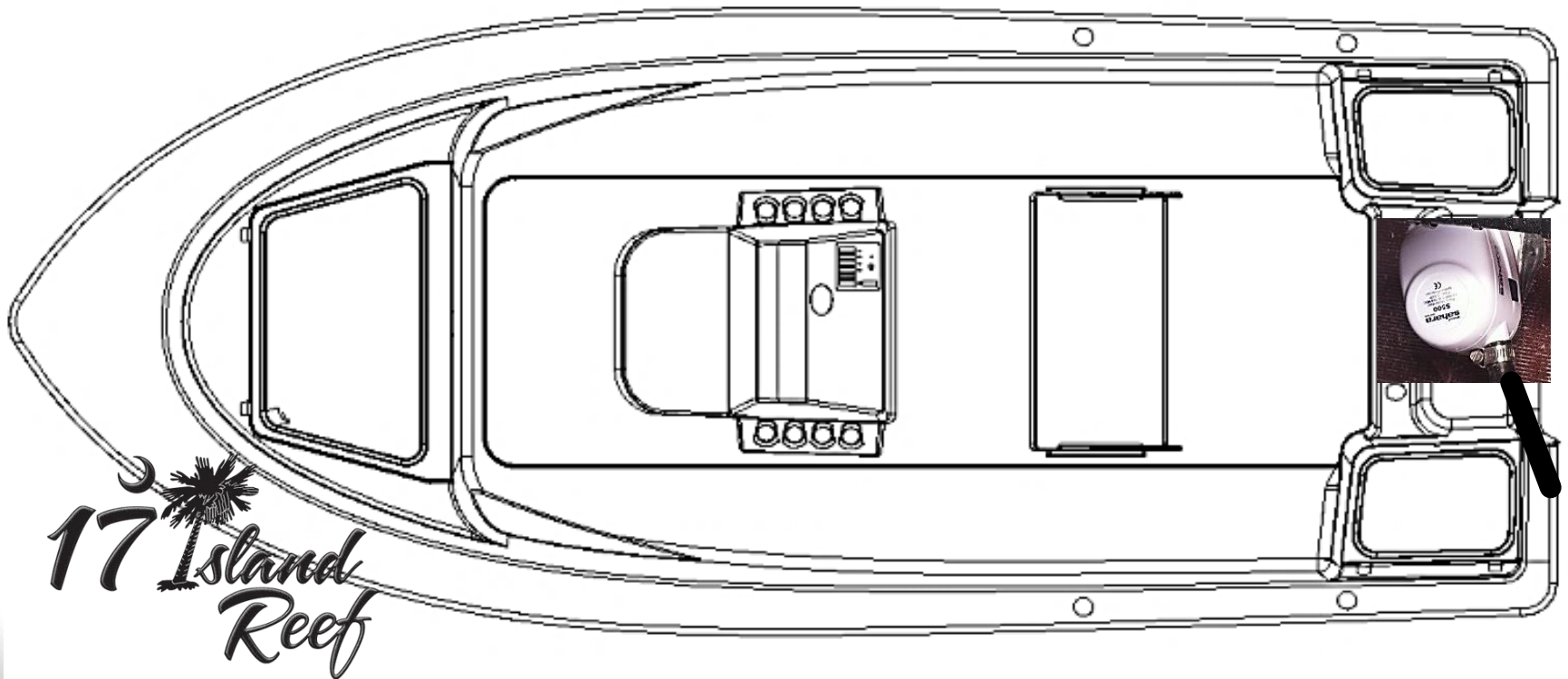
**Wire Harness**  
**For Your Sportsman**  
**17 Island Reef**



## **Bilge Pump**

*Located on the hull bottom at the stern of your boat. Water is pumped out of a thru-hull fitting located at the port stern of the boat. The pump may be accessed by removing the access lid in the splashwell of your boat. You may turn your bilge pump on manually. By first turning your master power switch on the dash panel. Than flipping on your bilge switch located on the switch panel.*

*Bilge pumps are designed to remove excess water only. They are not intended to prevent rapid accumulation of on-board water due to rough weather, hull damage, or other unsafe navigational conditions.*





**All-round/Anchor light:** Is a white light placed over the highest unobstructed point of the vessel, showing an unbroken light over an arc of the horizon of 225 degrees and fixed to show from anywhere ahead, to just behind the beams of the vessel.

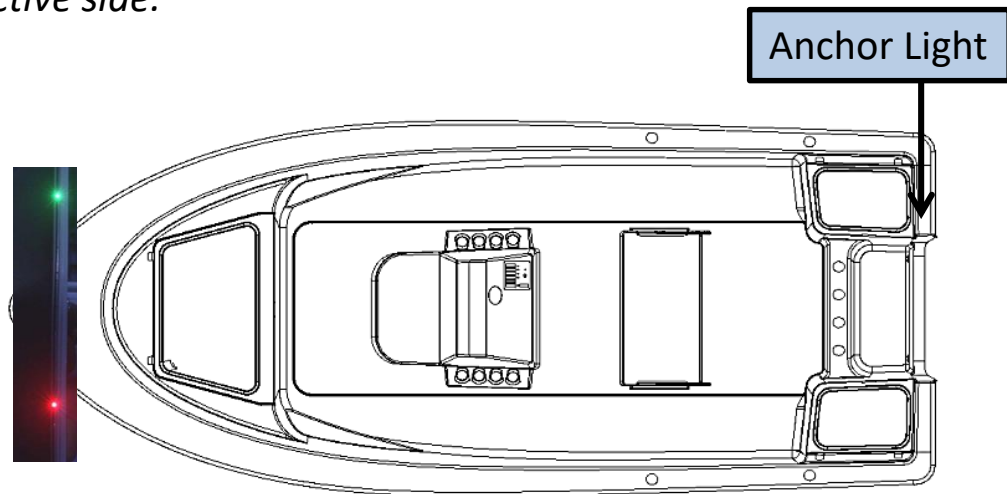
**Sidelights:** Your Island Reef 17 has integrated rub rail navigational lights installed at the bow. A green light is located on the starboard (right) side and a red light on the port (left) side of the vessel. Each shows an unbroken light over an arc of the horizon of 112.5 degrees and is fixed to show from ahead to just behind the beams of the vessel on its respective side.

The Nav/Anc switch is a 3 position switch that controls the running lights.

\*NAV position will turn on the red and green navigation lights and the white all-round light for night driving.

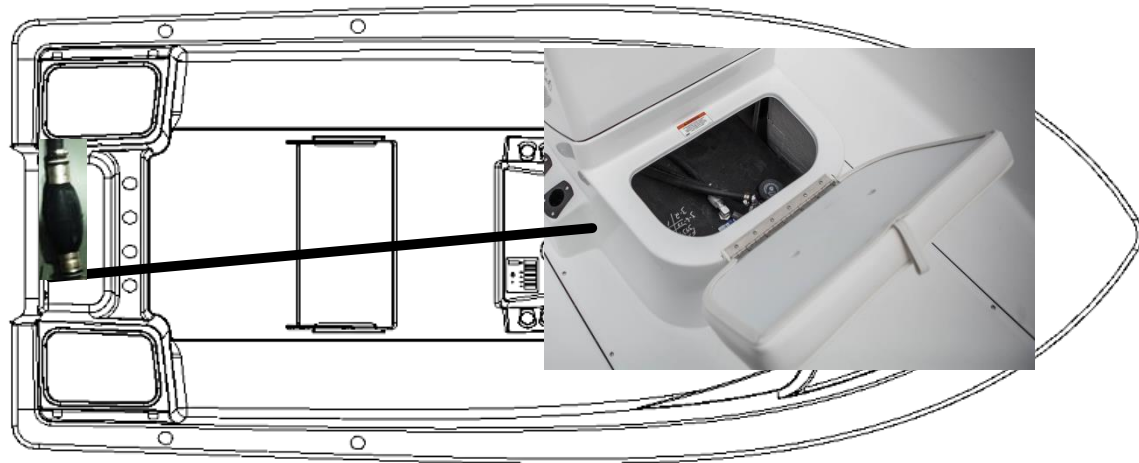
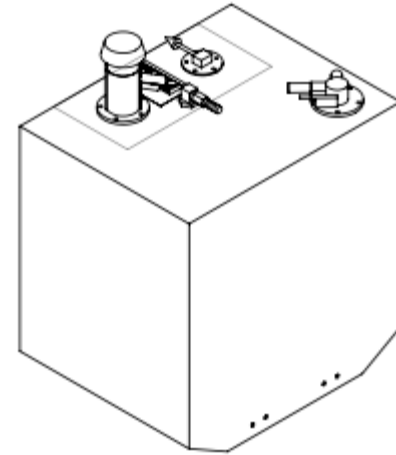
\*ANC turns on the all-round light only for night anchoring, do not operate the boat in the anchor position

\*Off is in the center position



Recreational boats are required to display navigation lights between sunset and sunrise and other periods of reduced visibility (fog, rain, haze, etc.) Navigation lights are intended to keep other vessels informed of your presence and course. Your boat is equipped with the navigation lights required by the U.S. Coast Guard at the time of manufacture. It is up to you to make sure they are visible, operational and turned on.

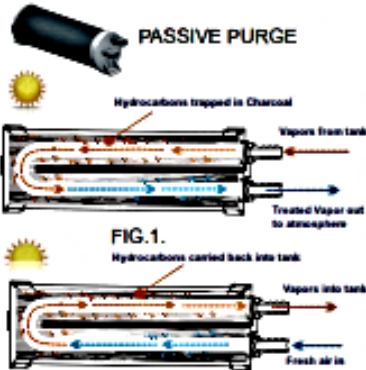
*The Island Reef 17 comes with a 24 gallon fuel tank. The gasoline fuel system consists of a fuel tank, anti-siphon valve, and engine fuel supply line. Your boat contains a new EPA certified fuel system. The system prevents spit back when filling the tanks and lowers the out gassing emissions through a vent in the new designed fuel fill cap.*



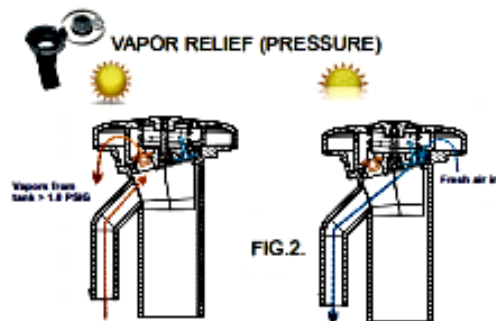
## BLUSKIES DIURNAL FUEL SYSTEMS OPERATION

### Emissions And Vapor Management

Based upon the location and time of year, the sun, during its orbital path around the USA subsequently causes the ambient temperature to rise and fall. This is referred to as the diurnal temperature cycle. If this diurnal temperature cycle creates sufficient heat to cause the temperature of gasoline in a gasoline tank to rise, then the gasoline will expand up to a maximum rate of ~5%. Additionally this event causes fuel vapors (or hydrocarbons) to vent off to atmosphere.

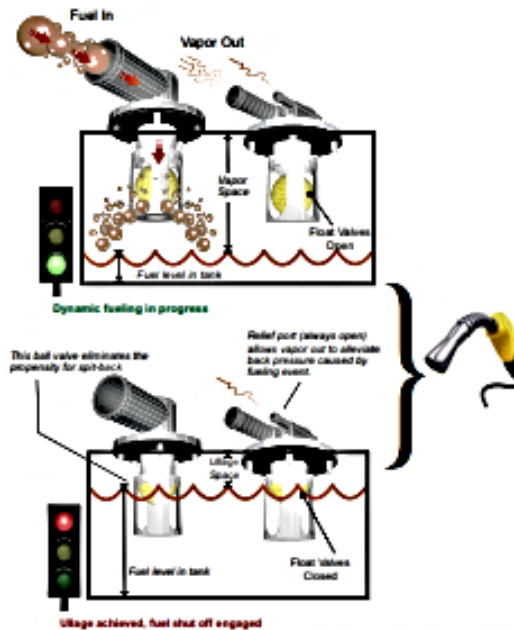


For marine fuel tanks/systems to be compliant to the Environmental Protection Agency (EPA) regulations, fuel vapors (emissions) from boats must not be allowed to evaporate unfiltered through a fuel system vent during the heat of a diurnal temperature cycle. To manage these emissions boat builders have two basic options: 1. they can passively purge (FIG. 1.) the vapors by installing a series of charcoal filled canisters that treat/capture vapor (hydrocarbons) during diurnal venting. Or: 2. they can manage these vapors via a vapor relief (FIG. 2.) system that allows vapors to be released ~1PSIG (~2inHg). Both options create a small pressure (or back pressure) build up at diurnal peak temperature cycles and both options must carry a "Certificate Of Compliance" issued by the EPA.



### Vapor Space (Ullage) And Refueling Management

Another fuel system necessity to remain EPA compliant it is to keep elevated temperature gasoline from expanding into fuel system areas that are not low permeation rated or otherwise sensitive to raw fuel. A vapor (or ullage) space must be produced at the completion of the filling or refueling operation to ensure systems remain EPA compliant during the diurnal temperature cycle. To effectively manage this system function, BluSkies has created a series of valves that can mount to any marine fuel tank to achieve the appropriate fill level while maintaining ullage space of ~5%. Additionally these valves eliminate the propensity for refueling "tip-back" or tank "well-back", which is another requirement of the EPA regulation. BluSkies primary ullage valves replace the existing fill and vent locations, while additional grade or tip level valves can be added to any tank to meet American Boat And Yacht Council standards (H-24) which allows vapor venting for boats starting or sloping when stored, moored, parked or trailered.



The final decision on which system type and ullage valve type and placement that is best for your application should be based on application specific factors such as type and configuration of fuel tank, how much room there on board is for added components, how are the boats likely to be used and stored etc. and of course cost. Choose individual components to create a compliant system from the following pages or you can turn to our specialists for sound guidance and direction as you go through the process to choosing the appropriate system for your particular vessel application.

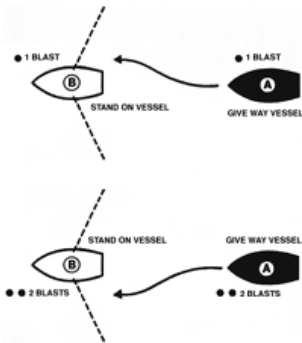
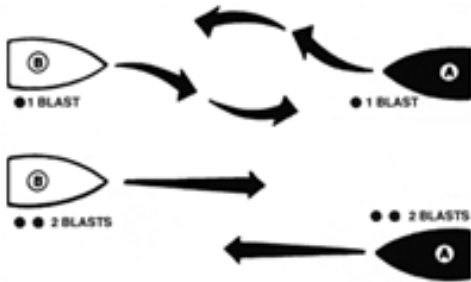
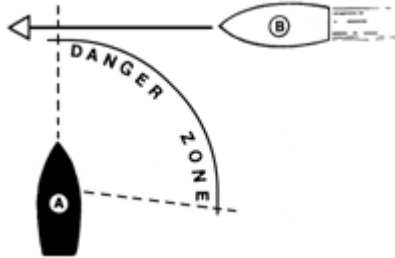
*Your Island Reef 17 may have an optional helm seat livewell installed. The pump is located next to the bilge in the hull of your boat. To operate, turn on your switch labeled Accessory at the helm of your boat. This will fill your livewell. Install your rubber drain stop to keep the water in the tank. The livewell has a overflow drain so water will not exceed a full level. Pull out the drain plug in the bottom of the tank to drain. Water drains out the thru hull at the transom of your boat.*



## Rules When Encountering Vessels

There are three main situations that you may encounter with other vessels which could lead to a collision unless the Steering Rules are followed:

- Meeting: you are approaching another vessel head-on
- Crossing: you are travelling across the path of another vessel
- Overtaking: you are passing or being passed by another vessel



When Crossing: Every boat has a "Danger Zone" from straight in front (the bow) to past the middle of its right side. Like when meeting another car at a street intersection, the one on the right has the right of way. You must yield to boats in your Danger Zone. If you are the skipper of the Vessel A in the center of the diagram, you must keep out of the way of any boat that approaches you from any direction within the indicated Danger Zone, as you are the burdened craft. Likewise, boats approaching you from all other directions, except the meeting vessel, must keep clear of you.

When Meeting Port-to-port: Continue on course. The same holds true for meeting starboard-to-starboard.

When Meeting Head On: As in a car, both stay to your right and as far apart as practical. Each boat should turn to starboard and pass port-to-port.

When Overtaking Another Boat: The boat being overtaken is the privileged vessel. Only after signaling and receiving an acknowledgment can the overtaking boat pass. (Use one blast to pass on the right, and two blasts to pass on the left).

When Being Overtaken: Be ready for trouble when a power boat passes you in a narrow waterway. As the lead boat, which always has the right of way, stay on your side of the channel and maintain a steady speed so that the overtaking vessel can pass you safely. Use your radio to discuss this with the passing boat.

---

## Product Changes

Sportsman is committed the development of our product line. As a result, equipment described in this manual may have changed or no longer may be available. All information, illustrations and specifications contained in this manual reflect the latest product information available at the time of publication. Sportsman reserves the right to make changes to its boats at any time, without notice. These changes include, but are not limited to: color options, materials, standard and optional equipment, specifications and model availability. If you have any questions about the equipment on your boat, please feel free to contact Sportsman.

## Service

All warranty work must be performed by an authorized Sportsman Dealer. If a problem is discovered upon taking delivery of, or develops during routine use of the boat that is related to faulty workmanship and/or materials, as stated in the warranty, you need to contact your Sportsman dealer to arrange for your boat to be repaired. **The boat owner is responsible for delivering the boat to the dealer for warranty service.** If you are not near your dealer or any other authorized Sportsman dealer, please contact Sportsman. Likewise, if the dealer fails to repair the problem, please notify Sportsman within 14 days of the work being completed. **Sportsman will not reimburse owners for unauthorized warranty work.**

## Insurance

In most states, the boat owner is legally responsible for damages or injuries they or anyone else operating the boat causes. Some states have laws that require having at least minimum coverage. Before using your boat for the first time, you should contact your dealer, current insurance company, or state boating authority for information regarding insurance requirements in your area. Although it may not be required in your area, responsible boat owners carry liability and property damage for their boat. You should also protect the boat against physical damage and theft.

## **SPORTSMAN BOATS LIMITED WARRANTY**

**Ten-Year Hull Limited Warranty:** This limited Warranty applies to any Structural Hull Defect (as that term is defined below) if such is due to a failure in material or workmanship and the was reported to Sportsman according to the terms of this Limited Warranty within ten (10) years from the date of the sale to the original purchaser of the Sportsman authorized dealer. Sportsman, in its sole discretion, will either repair or replace the Hull. For purposes of this Limited Warranty, the term “Hull” shall mean the single fiberglass molded shell and integral structural components of a Sportsman Boat, and the term “Structural Hull Defect” shall mean a substantial defect in the Sports Boat’s Hull that causes the boat to be unfit or unsafe for general use as a pleasure craft under normal operating conditions.

**One Year Nonstructural Limited Warranty:** This Limited Warranty applies to any Nonstructural Defect (as that term is defined below) if such is due to a failure in material or workmanship and the same was reported to Sportsman according to the terms of this Limited Warranty within one (1) year from the date of the sale to the original purchaser of the Sportsman Boat by a Sportsman authorized dealer. Sportsman, in its sole discretion, will either repair or replace the defective component. For purpose of this Limited Warranty, the term “Nonstructural Defect” shall mean a substantial defect in a Sportsman Boat’s components manufactured or installed by Sportsman (other than the Hull) that is not excluded in the exclusions below.

**Registration and Transfer of Limited Warranty:** Each original purchaser of a Sportsman Boat shall complete and return the boat registration card provided by Sportsman within thirty (30) days of such owner’s purchase of the boat in order to facilitate the processing of warranty claims and for manufacture notification. Except where a Sportsman Boats has been salvaged and resold after a declaration of a total loss or a total loss or a constructive total loss, this Limited Warranty is transferrable to a subsequent owner of the Sportsman Boat. PROVIDED SUCH SUBSEQUENT OWNER FILL OUT AND SEND TO SPORTSMAN A SPORTSMAN WARRANTY TRANSFER FORM (AVAILABLE FROM SPORTSMAN ON REQUEST). A COPY OF THE BILL OF SALE, WITHIN THIRTY (30) DAYS OF SUCH TRANSFER OR PURCHASE.

### **EXCLUSIONS**

This limited Warranty does not apply to any boat that has been salvaged or declared a total loss or constructive total loss for any reason not specifically covered in this Limited Warranty. In addition, this Limited Warranty does not apply to the following “Exclusions”

- 1) A Hull, component, or other product that has been repaired without authorization of Sportsman or that has been altered in any way that affects its use and operation;
  - 2) Expenses related to inspection or warranty service for hauling out, transportation to and from any dealer or Sportsman factory, towing or storage changes, inconvenience or loss of time or income;
  - 3) Engines, outdrives, controls, propellers, engine brackets, stereos, depth finder, GPS units, trolling motors, batteries, outriggers bases’ and other equipment or accessories that are not manufactured by Sportsman, whether the same is or is not warranted by such other manufacturer;
  - 4) Blistering, discoloring, cracking, or crazing of the Gelcoat finish or other surface finishes
  - 5) Any Sportsman Boat initially sold at retail by a party other than an authorized Sportsman dealer;
  - 6) Damage to, breakage of, or leakage around any windshields, hatches, or apertures;
  - 7) Any canvas, zippers, vinyl, upholstery, plastic, or fabric components;
  - 8) Discoloration, oxidation, bleeding, or corrosion of any stainless steel or other metal products
  - 9) Any Hull, component, or product that has been subject to unreasonable use, tampering, abuse, mishandling, improper maintenance, negligence, improper trailing, alterations, or accidents;
  - 10) Any boat, or component or part thereof, that has been used for Commercial Purpose, racing purposes, or has otherwise been operated contrary to any printed instruction provided by Sportsman or contrary to any applicable law (for purposes of this Limited Warranty, the term “Commercial Purposes” shall mean the usage of any boat more than fifty percent (50%) for revenue-producing or other business purposes);
  - 11) A boat, or component or part thereof, that has been overpowered according to the maximum recommended engine horsepower specified on the capacity plate attached to the boat;
  - 12) Machinery, equipment and accessories not installed by Sportsman;
  - 13) Condensation of gauges;
  - 14) The failure of any part, area, or component of the boat to be dry, whether or not the same was represented as “dry”;
  - 15) Any representation relating to the speed or weight of any part or component of the boat;
  - 16) Normal wear and tear maintenance items, including, but not limited to, filters bulbs, batteries, bungees, anchor rope, trailer finishes, tires, brakes, bearing, and lights;
  - 17) Any defect or repair requiring redesign of the boat, except pursuant to the recall provisions of the United States Federal Boat Safety Act of 1971 or the recall laws of the recall laws of any other foreign jurisdiction;
  - 18) Dealer preparation, cleaning, and final adjustments and alignments in preparing the boat for delivery or commissioning; or
  - 19) Any act of God or force majeure.
-

Thank you for your purchase of your Sportsman Boat.  
Please contact us at any of the following:

*Sportsman Boats Manufacturing, Inc.  
113 Issac Way  
Summerville, SC 29483*

*Office: 843-376-2628  
Fax: 843-376-2636*

*P.O. Box 2100  
Summerville, SC 29484  
Email: [sales@sportsmanboatsmfg.com](mailto:sales@sportsmanboatsmfg.com)  
Visit: [www.sportsmanboatsmfg.com](http://www.sportsmanboatsmfg.com)*

